




2019 Annual Report



www.byrampolice.net ~ www.facebook.com/byrampd

Office (601) 372-7747 ~ Non-Emergency Dispatch (601) 372-2327

141 Southpointe Drive, Byram, MS



BYRAM POLICE DEPARTMENT

CHIEF R. LUKE THOMPSON

P.O. BOX 720222 ~ BYRAM, MS 39272

~ Accredited by the Mississippi Law Enforcement Accreditation Commission 2012 ~

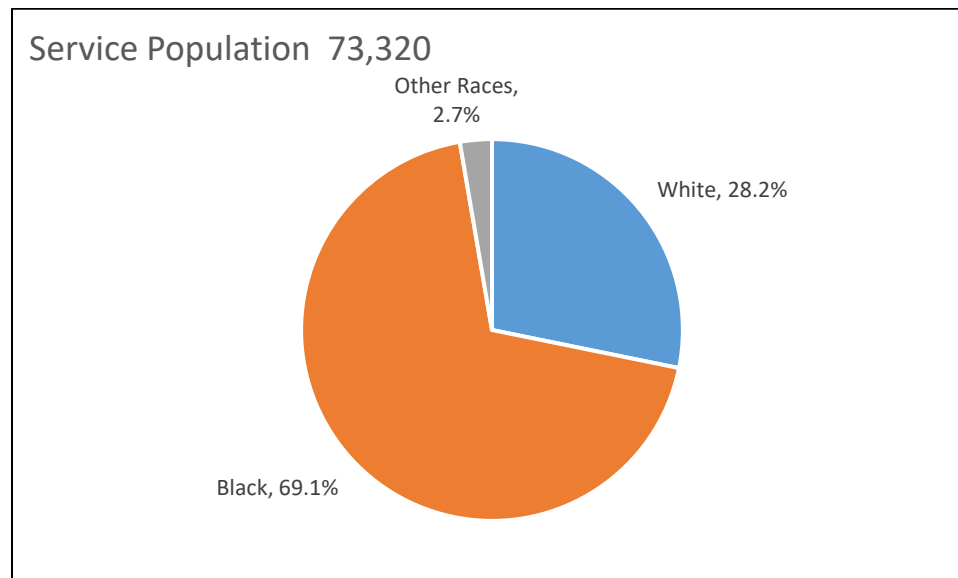


Byram Police Department Annual Report ~ 2019 ~

1. Introduction

The MISSION of the Byram Police Department is to work in partnership with our community to enforce laws to preserve the peace, reduce fear, and provide for a safe environment; and do so with integrity, dedication and honor, conducting ourselves with the highest ethical standards to maintain public confidence.

The Census Bureau reports a 2018 estimated population for the City of Byram of 11,655 people (a slight decrease from the 2017 estimate of 11,671). The Towne Center development continues to grow with Walmart as the anchor resulting in a daily service population for the Byram Police Department from beyond the corporate limits of the city. According the Central Mississippi Planning and Development District, the population in a seven-mile radius around the intersection of Terry and Siwell Roads is 73,320. This number reflects residents who reside outside the corporate limits of Byram – mostly from South Jackson, Raymond, Terry, and Southwest Rankin County areas.



It is important to note here that 65% of arrests made in 2019 were of individuals that were NOT residents of the City of Byram. With this in mind, the service population data are used as the context for enforcement statistics throughout this report. The Byram Police Department was authorized 30 sworn police officer positions on December 31, 2019, equating to 2.6 officers per 1,000 residents. The most recent data provided by the Federal Bureau of Investigation indicates an average of 2.4 officers per 1,000 residents

among agencies that report crime information throughout the United States; and, more specifically 2.9 officers per 1,000 residents in southern states¹. The police department is authorized an additional civilian support staff of thirteen (13) paid personnel, two (2) paid part-time personnel, and four (4) volunteer personnel. The Byram Police Department is authorized forty-three full-time employees, equating to 3.7 employees per 1,000 residents (the national average is 3.4 employees per 1,000 residents). Throughout this report, enforcement activities are illustrated as they reflect the community we serve. This functions as an indicator within the agency, as required by accreditation standards, to identify the potential for bias-based enforcement. Enforcement activities that reflect the makeup of the community reassure the community that Byram Police Officers serve the whole community fairly and without prejudice.

Byram Police Officers responded to 6,823 calls for service (even with 6,885 in 2018) during 2019. Of these calls, officers documented 1,655 incident reports (up from 1,602 in 2018). Incidents of all types are reported including criminal complaints, vehicle crashes, and other miscellaneous reports. Vehicle crashes continue to account for the greatest number of incident reports taken in 2019. There were 455 total crash reports (27.5%) taken in 2019, including 325 Mississippi Uniform Crash Reports and 130 private property crash reports.

2. 2019 Highlights

In 2019, Chief Thompson began serving as the President of the Mississippi Association of Chiefs of Police. The Association is made up of approximately 230 municipal police chiefs throughout Mississippi. The Association works to provide executive level training for police chiefs and to work with the legislature to improve laws for law enforcement throughout the state. Chief Thompson also began serving on the Board of Directors for the Mississippi Coalition Against Domestic Violence. The Coalition works to further support for domestic violence shelters in the state as well as lobby for improved legislation to support victims of domestic violence.

Commander Reginald Cooper was selected for the 2019 Real Men Wear Pink campaign conducted by the American Cancer Association. Commander Cooper represented the City of Byram along with business leaders and elected officials from the Greater Metro Area to raise awareness and money for cancer research. He follows Commander David Errington who was selected and served in the same campaign in 2018.

Also in 2019, representatives from the Byram Police Department and City Administration began the early stages of property acquisition and conceptual design of a new state-of-the-art Municipal Complex that will include City Hall, the Police Department and Municipal Court attending training classes and site visits of facilities to gather ideas.

3. Crime Report

a. Data Source

The Federal Bureau of Investigations' Uniform Crime Report (UCR) Program is a nationwide, cooperative statistical effort of more than 18,000 municipal, university, county, state, tribal, and federal law enforcement agencies. This voluntary reporting program collects data on crimes brought to the attention of law enforcement. Since 1930, the FBI has administered the UCR program and continues to assess and monitor the nature and type of crime in the nation. The program's primary objective is to generate reliable information for use in law enforcement administration, operation, and management; however, its data has over the years become one of the country's leading social indicators. Criminologists, sociologists, legislators, municipal planners, the media, and other students of criminal justice use the data for varied research and planning purposes.

The National Incident Based Reporting System (NIBRS) is one specific manner of submitting crime data to the UCR and was implemented by the FBI to capture information on each crime occurrence in greater detail. The Byram Police Department was the second law enforcement agency in Mississippi certified by the FBI (March, 2012) to submit crime data via NIBRS. This allows for a more timely reporting method that is software driven and reported directly to the FBI. Data in this report represent all of 2019 and, as investigations develop new information, are subject to change. More information on NIBRS reporting can be found on the FBI's website at <http://www2.fbi.gov/ucr/faqs.htm>. In 2019, the Mississippi Department of Public Safety began implementation of the Mississippi Crime Reporting repository to serve as a data-aggregator to collect crime information from local agencies within Mississippi to report to the FBI. The Byram Police Department has served as one of the first agencies to begin submitting data to the new repository for testing to ensure the repository is fully functional by the FBI deadline of January 1, 2021.

While we recognize that many crimes go unreported to law enforcement authorities, on a local level, we do not have the resources to collect that data. As a result, the information in this report is solely on crimes that were reported to the Byram Police Department and the NIBRS program.

b. Criminal Incidents

This report reflects Violent and Property Crimes as defined by the FBI to include:

- Murder
- Robbery
- Assaults
- Burglary/breaking and entering
- Larceny / Theft
- Auto Theft

c. Factors Affecting Crime

It is generally assumed that readers of this report understand that many factors affect crime in the community. Factors include familial, social, cultural, and economic conditions that not only influence criminal behavior, but also crime reporting practices of the citizenry. With regard to the effective strength of law enforcement, the reader should consider that an agency that significantly increases its enforcement efforts might see an increase in reported crime instead of a decrease.

As a result of numerous factors that affect reported crime, this report is limited to presenting only the numbers of specific crimes reported. We will not try to draw a correlation between the volume of crimes reported and any other social factor. Furthermore, the reader should use great caution against comparing crime trends presented in this report and those of other jurisdictions. Finally, the differences in methodology for gathering data make it unwise to compare the Uniform Crime Report to the National Crime Victimization Survey.

d. Intended Use

The purpose of this report is to present a larger picture of crime as it is reported within the corporate limits of the City of Byram.

4. Violent Crime

Violent Crimes are defined by the Federal Bureau of Investigation as Murder, Forcible Rape, Robbery, and Aggravated Assault. In the City of Byram, one (1) murder, four (4) forcible rapes, three (3) robberies, and nine (9) aggravated assaults were reported in 2019. *It should be noted that many of these cases remain open and under investigation. If you or someone you know has any information that may help investigators with these cases, please contact Byram Police Detectives at (601) 372-7747 or Metro Crimestoppers at (601) 355-TIPS (8477).*

a. Murder

2109	2108	2017	2016	2015
1	0	0	2	0

On March 9, 2019, an individual was shot and killed on Siwell Road on the north end of the city. The investigation concluded that the individual shot believed he observed his estranged wife with another man and began chasing them in his vehicle from outside of the city. Once the chase entered the City of Byram, the individual overtook the couple and forced their car to a stop. He got out of his own car and began to approach the vehicle he believed his wife to be in and began shooting at the driver. The driver of the other vehicle, also armed, shot and killed the individual in self-defense. The case was presented to Hinds County Grand Jury who chose not to indict the driver.

In August, 2019 a manslaughter case was investigated after a pedestrian was struck and killed on Siwell Road. At the time of this report, this incident is still under investigation and is being reviewed by the Hinds County District Attorney's Office.

b. Robbery

2019	2018	2017	2016	2015
3	10	6	13	7

Three (3) robberies were reported in 2019. All robberies reported were of individuals in residential areas; two reported were in apartments complexes. One robbery involved a knife wielding suspect. Another robbery was carried out by individual with a firearm. The third robbery was of a juvenile in which two juvenile suspects assaulted and took the victim's cell phone. All occurred in public spaces. Two juveniles were arrested for robbery in 2019. One other incident was reported, but the investigation deemed the report unfounded.

c. Assaults

	2019	2018	2017	2016	2015
Aggravated Assaults	9	7	6	1	3
Simple Assaults	89	81	92	92	76

Nine (9) incidents of Aggravated Assault were reported in 2019. Six (6) incidents were domestic violence related. Eighty-nine (89) additional simple-assault incidents were reported, of which fifty-four (54) were domestic violence related in 2019. Thirty-six (36) individuals were arrested in 2019 for various assault charges.

5. Property Crime

Property crimes include offenses of burglary, larceny, and motor vehicle theft. In Mississippi, burglary offenses are classified in three different ways: 1) Residential Burglary; 2) Auto Burglary; and, 3) Burglary Other. Burglary Other includes all structures other than an occupied residence (meaning that the residence is owned and lived in and not necessarily that it is physically occupied by a person at the time of the burglary). This includes commercial locations such as businesses and also structures on personal property that are not attached to a residence, such as a storage-shed.

The objective of these offenses is to take money or property without force or threat of force against the victim(s).

a. Burglary

	2019	2018	2017	2016	2015
Residential	16	22	27	37	32
Other	8	12	5	21	15
Auto	55	40	41	44	47

Burglary is the breaking and entering of a structure or vehicle with the intent to steal or commit another crime once inside. The Byram Police Department reported 79 total burglaries throughout the city during 2019, a slight increase over 2018. These include sixteen (16) residential burglaries (down from 22), fifty-five (55) vehicle (up from 40), and eight (8) burglaries of other structures (down from 12). Five (5) individuals were arrested in connection with burglaries in the City of Byram. It is worth noting that 40 vehicle burglaries (73%) occurred within parking areas of apartment complexes.

b. Larceny – Thefts

	2019	2018	2017	2016	2015
Petit Larceny	53	56	58	86	53
Grand Larceny	20	24	24	13	18
Shoplifting	124	145	107	68	29

Mississippi Statute classifies larcenies by the value of the items taken. Petit Larceny (Misdemeanor) occurs when the value of items stolen is equal to or less than \$1,000. Grand Larceny (Felony) occurs when the value of items stolen is greater than \$1,000.

The Byram Police Department reported twenty (20) grand larceny incidents in 2019 (slightly lower than 2018). Fifty-three (53) petit larceny reports were taken in 2019 compared to fifty-six (56) in 2018.

Shoplifting is, generally speaking, larceny of goods for retail sale. There are additional elements to shoplifting as compared to general petit or grand larceny. In 2019, one hundred twenty-four (124) incidents of shoplifting were reported, a 14% reduction from 2018. Of these, one hundred and four (104) 84%, were reported at Walmart.

**It should be noted, Walmart opened in January of 2016 explaining the seemingly dramatic increase that began in 2017.*

c. Auto Thefts

	2019	2018	2017	2016	2015
	10	13	11	12	10

Ten (10) vehicles were reported stolen in the City of Byram in 2019, compared to 13 in 2018. Six (6) of the reported stolen vehicles were recovered; vehicles were

recovered in Jackson, Richland, Vicksburg, and Hinds County. Two additional reports were taken; one was later determined to be a civil matter between private parties and one was determined to have been repossessed.

6. Calls for Service

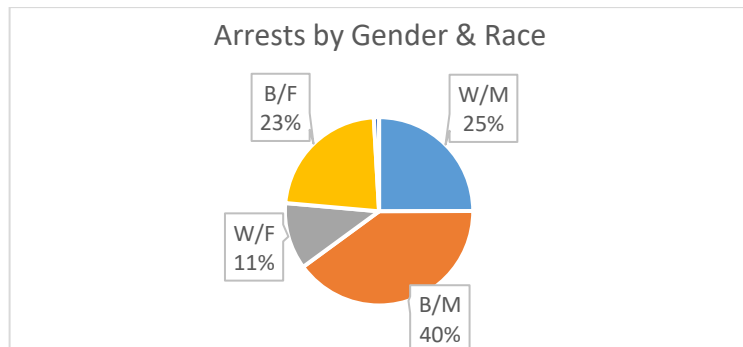
Byram Police Officers responded to 6,823 calls for service (even with 6,885 in 2018) during 2019. Officers responded to more burglar alarms than any other type of call at 1,346 or 20% of calls. Traffic related calls accounted for 675 or 10% of calls. Officers initiated an additional 201 calls/contacts in the community and 4,217 traffic stops.

7. Arrests

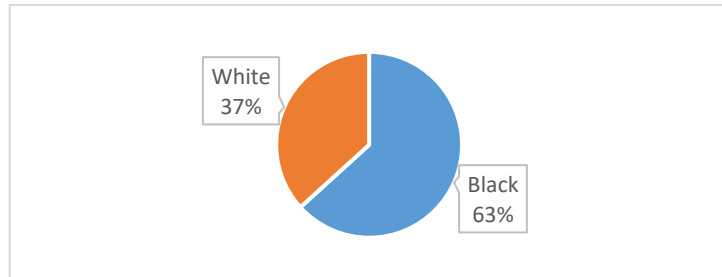
The Byram Police Department made 445 (down from 474 in 2018) arrests in 2019, including 290 traffic related arrests (up from 177 in 2019). One hundred and seventy-six (176) arrests were made of individuals that were wanted by other agencies or for outstanding warrants in the City of Byram.

Examining this data along with the service population previously mentioned the reader may be interested to note that 291 of the 445 arrests (65%) were of individuals that do not live in the City of Byram. One hundred thirty-six (130) individuals arrested (29% of total arrests) were noted as being residents in the City of Jackson. That is even with 2018.

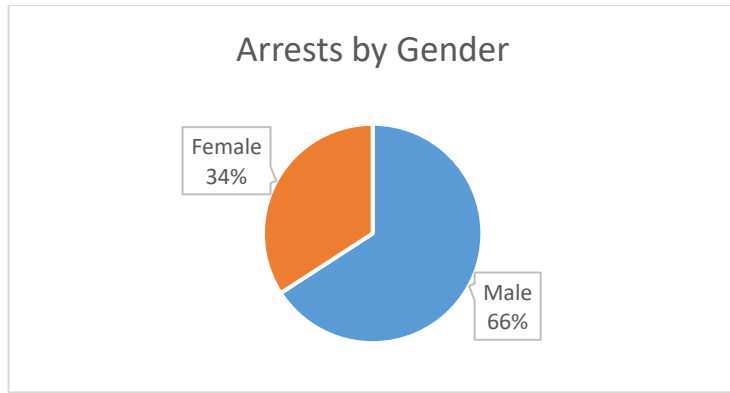
Arrests by Race & Gender		
WM	111	25%
WF	51	11%
BM	178	40%
BF	101	23%
OM	4	1%
OF	0	



Arrests by Race		
White	162	37%
Black	279	63%
Other	4	1%



Arrests by Gender		
Male	293	66%
Female	152	34%

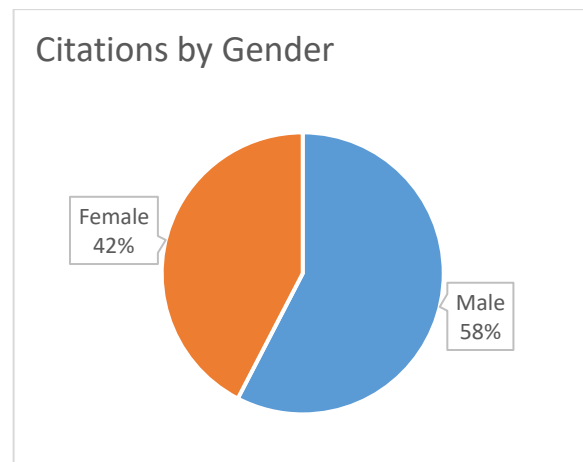


8. Traffic

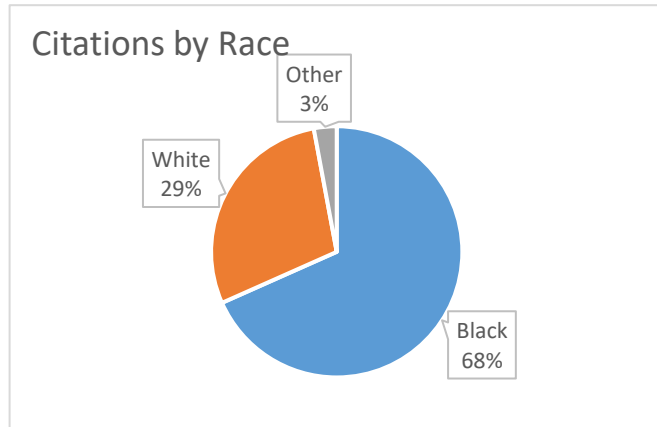
- a. Enforcement (Citations) ~ The Byram Police Department issued a total of 3,322 written citations in 2019, as compared to 5,219 in 2018. Seventy (70) arrests were made for driving under the influence (DUI); up from fifty-one (51) in 2018. The increase in DUI arrests over the past two years is attributed to specific training that has been conducted to raise officer awareness and identification of impaired drivers.

Total Citations Issued	3,322
Written Warnings	478
Enforcement Actions	2,844
--Speeding	694
--No Proof of Insurance	567

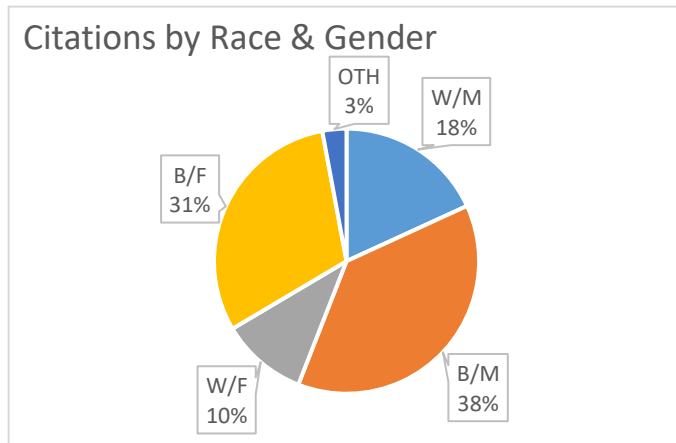
Citations by Gender	
Male	1811
Female	1332



Citations by Race	
White	930
Black	2213
Other	95



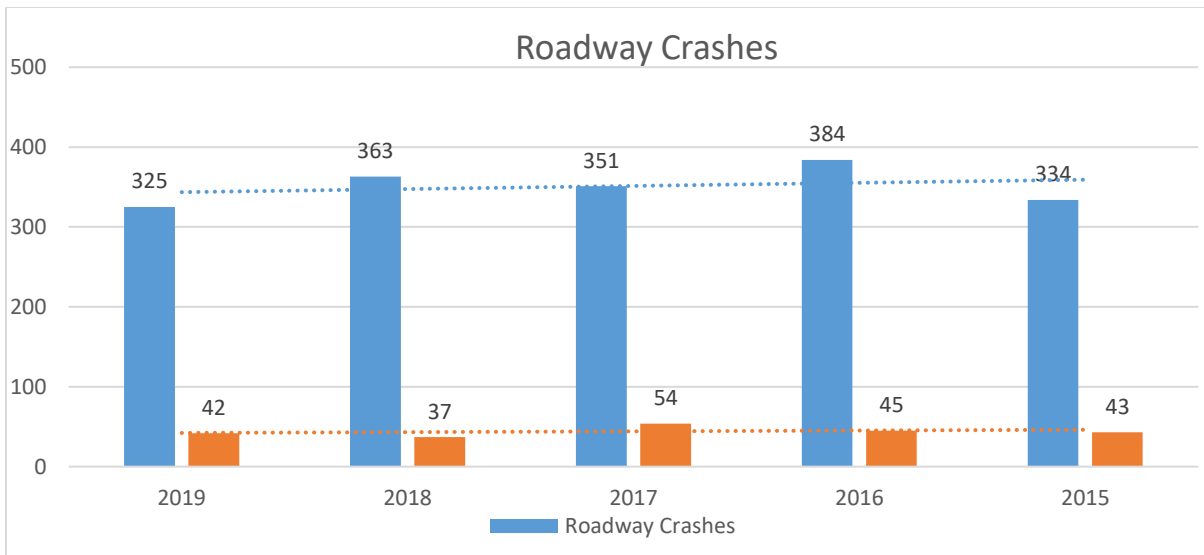
Citations by Race & Gender	
White Male	588
Black Male	1223
White Female	342
Black Female	990
Other	95



- b. Traffic Crashes ~ The Byram Police Department recorded 494 crash reports (31% of total reports taken) in 2018. Of those, 325 were Mississippi Uniform Crash Reports, indicating that they occurred on the roadways and included property damage greater than \$500.00 and/or personal injury. Forty-two (42) (13%) of the reported roadway crashes included injuries, meaning simply that someone involved was transported to a hospital.

Year	2019	2018	2017	2016	2015
Roadway Crashes	325	363	351	384	334
Crashes w/Injuries	42	37 (14)*	54 (11)*	45 (19)*	43
Crashes w/Fatality	2	0	1	2	3

**In 2019, the Mississippi Department of Public Safety replaced the state uniform crash reporting system. While collecting data for this report it was discovered that previous data noting crashes with injuries had been under-reported in previous years. Numbers that appear within the parentheses are the incorrect numbers that have been previously reported. The data has been updated here to reflect correct numbers.*



9. Animal Control

The Byram Police Animal Control Unit responded to 471 calls for service of which resulted in 21 incident reports. Eighteen violations of the animal control ordinance were reported. These reports were complaint driven quality of life issues for our citizens.

ADDENDUM E – DEMOGRAPHIC DATA AS PROVIDED BY THE CENTRAL MISSISSIPPI PLANNING AND DEVELOPMENT DISTRICT



Community Profile

Walmart
 Lat.: 32.185 Long.: -90.265
 Rings: 5, 7, 10 mile radii

Prepared by CMPDD
 Latitude: 32.18547
 Longitude: -90.26476

	5 miles	7 miles	10 miles
2010 Population by Race/Ethnicity			
Total	30,839	75,152	140,383
White Alone	37.8%	32.7%	32.3%
Black Alone	60.1%	65.0%	65.1%
American Indian Alone	0.2%	0.2%	0.2%
Asian Alone	0.5%	0.4%	0.5%
Pacific Islander Alone	0.0%	0.0%	0.0%
Some Other Race Alone	0.5%	0.8%	0.9%
Two or More Races	0.9%	0.9%	1.0%
Hispanic Origin	1.2%	1.5%	1.7%
Diversity Index	50.7	48.7	48.9
2019 Population by Race/Ethnicity			
Total	30,044	73,320	137,333
White Alone	31.0%	28.2%	29.1%
Black Alone	66.5%	69.1%	68.0%
American Indian Alone	0.2%	0.2%	0.2%
Asian Alone	0.5%	0.4%	0.6%
Pacific Islander Alone	0.0%	0.0%	0.0%
Some Other Race Alone	0.6%	0.9%	0.9%
Two or More Races	1.1%	1.2%	1.2%
Hispanic Origin	1.3%	1.7%	1.9%
Diversity Index	47.5	46.1	47.3
2024 Population by Race/Ethnicity			
Total	29,326	71,776	135,116
White Alone	27.9%	26.4%	28.0%
Black Alone	69.4%	70.7%	68.9%
American Indian Alone	0.2%	0.2%	0.2%
Asian Alone	0.6%	0.4%	0.6%
Pacific Islander Alone	0.0%	0.0%	0.1%
Some Other Race Alone	0.6%	0.9%	0.9%
Two or More Races	1.3%	1.3%	1.3%
Hispanic Origin	1.4%	1.8%	2.0%
Diversity Index	45.6	45.0	46.8
2010 Population by Relationship and Household Type			
Total	30,839	75,152	140,383
In Households	99.9%	99.7%	96.9%
In Family Households	88.4%	88.5%	83.5%
Householder	27.3%	26.2%	24.9%
Spouse	17.2%	14.7%	13.3%
Child	37.3%	39.8%	37.5%
Other relative	4.2%	4.9%	4.9%
Nonrelative	2.5%	3.0%	3.0%
In Nonfamily Households	11.5%	11.1%	13.3%
In Group Quarters	0.1%	0.3%	3.1%
Institutionalized Population	0.0%	0.3%	1.2%
Noninstitutionalized Population	0.1%	0.1%	1.9%

Data Note: Persons of Hispanic Origin may be of any race. The Diversity Index measures the probability that two people from the same area will be from different race/ethnic groups.
Source: U.S. Census Bureau, Census 2010 Summary File 1. Esri forecasts for 2019 and 2024 Esri converted Census 2000 data into 2010 geography.

January 23, 2020