



Byram Police Department



2018 Annual Report



www.byrapolice.net ~ www.facebook.com/byrapd

Offices (601) 372-7747 ~ Non-Emergency Dispatch (601) 372-2327

141 Southpointe Drive, Byram, MS 39272





BYRAM POLICE DEPARTMENT

CHIEF R. LUKE THOMPSON

P.O. BOX 720222 ~ BYRAM, MS 39272

~ Accredited by the Mississippi Law Enforcement Accreditation Commission 2012 ~

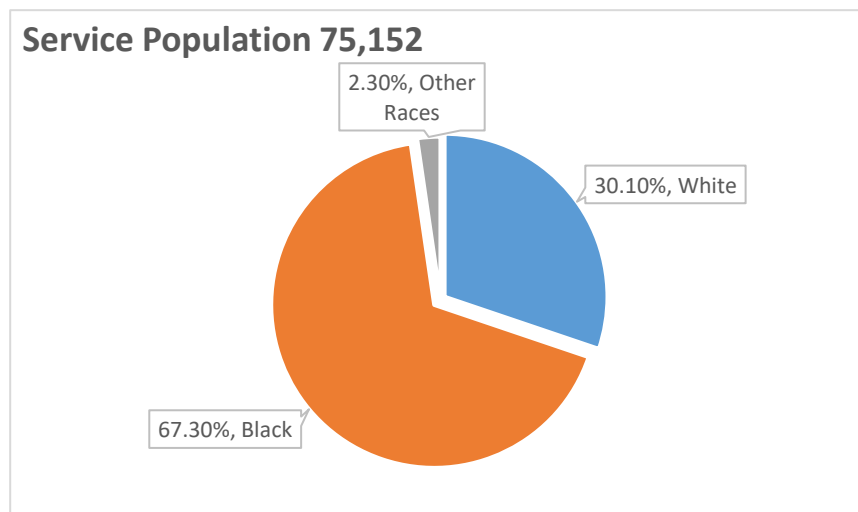


Byram Police Department Annual Report ~ 2018 ~

1. Introduction

The MISSION of the Byram Police Department is to work in partnership with our community to enforce laws to preserve the peace, reduce fear, and provide for a safe environment; and do so with integrity, dedication and honor, conducting ourselves with the highest ethical standards to maintain public confidence.

The Census Bureau reports a 2017 estimated population for the City of Byram of 11,671 people (a slight increase from the 2015 estimate of 11,509).ⁱ As development of the Towne Center Project continues along with the growth of Walmart the daily service population for the Byram Police Department comes from beyond the corporate limits of the city. According the Central Mississippi Planning and Development District, the population in a seven-mile radius around the intersection of Terry and Siwell Roads is 75,152. This number reflects residents who reside outside the corporate limits of Byram – mostly from South Jackson, Raymond, Terry, and Southwest Rankin County areas.



It is important to note here that 67% of arrests made in 2018 were of individuals that were NOT residents of the City of Byram. With this in mind, the service population data are used as the context for enforcement statistics throughout this report. The Byram Police Department was authorized 33 sworn police officer positions on December 31, 2018, equating to 2.8 officers per 1,000 residents. The most recent data provided by the Federal Bureau of Investigation indicates an average of 2.4 officers per 1,000 residents among agencies that report crime information throughout the United States; and, more specifically 2.5 officers per 1,000 residents in southern statesⁱⁱ. The police department is authorized an additional civilian support staff of twelve (12) paid personnel, two (2) paid

part-time personnel, and four (4) volunteer personnel. Throughout this report, enforcement activities are illustrated as they reflect the community we serve. This functions as an indicator within the agency, as required by accreditation standards, to identify the potential for bias-based enforcement. Enforcement activities that reflect the makeup of the community reassure the community that Byram Police Officers serve the whole community fairly and without prejudice.

Byram Police Officers responded to 6,885 calls for service (down from 7,760 in 2017) during 2018. Of these calls, officers documented 1,602 incident reports (up from 1,564 in 2017). Incidents of all types are reported including criminal complaints, vehicle crashes, and other miscellaneous reports. Vehicle crashes continue to account for the greatest number of incident reports taken in 2018. There were 494 total crash reports (31%) taken in 2018, including 363 Mississippi Uniform Crash Reports and 131 private property crash reports.

2. 2018 Highlights

In 2017, Chief Thompson was selected to serve on the Governor's Crime Reporting Task Force which was created to assess the state's position and need for a statewide crime reporting program (Mississippi remains the only state in the nation that does not have such a program). As a result of the task-force's report, during the 2018 Legislative Session, the Byram Police Department was active along with the Mississippi Association of Chiefs of Police and the Mississippi Department of Public Safety to enact legislation (House Bill 1040) to create a statewide crime reporting program. The program is currently being developed. The Byram Police Department was the second Mississippi law enforcement agency certified to submit incident-based crime data to the Federal Bureau of Investigations and remains one of only seven currently certified to do so.

Also in 2018 the Byram Police Department implemented a Body-Worn Camera program to outfit all patrol officers with the most advanced body-worn cameras available. All cameras connect wirelessly to police vehicles and are automatically activated on a number of defined triggers. In the vast majority of complaints against officers for alleged misconduct, body-worn recordings clearly illustrate the circumstances of events and exonerate officers of complaints. The technology used along with the body-worn cameras also made it possible to install mobile-data terminals in police patrol cars. Officers are now able to look up information while on routine patrol or during investigations at crime scenes as well as complete criminal incident reports from their patrol cars. This allows officers to remain in various parts of the community in lieu of needing to spend time at the police station completing reports.

The Byram Police Department participated in an extensive research project with the Police Executive Research forum (PERF), based in Washington, DC, focused on response to domestic violence. The police department was selected in 2017 as a result of efforts made to improve our response. Participation in this project offers opportunity for the Byram Police Department to participate in the potential development of model policies for agencies throughout the nation. Chief Thompson was also selected to serve

on the Board of Directors for the Mississippi Coalition Against Domestic Violence as a result.

In the latter part of 2018, the Byram Police Department entered into an agreement with MetroOne, a privately-owned law enforcement helicopter program, for the purpose of adding additional support and supplemental air patrols to ground patrol units. MetroOne's participation in our law enforcement operations proved beneficial shortly after the agreement's inception when air support assisted ground units in a pursuit that led through South Jackson where two dangerous felons were captured as a result of the resources provided by the helicopter crew.

The Byram Police Department was reaccredited by the Mississippi Law Enforcement Accreditation Commission in November 2018. The department was originally accredited in 2012. This is the department's second successful reaccreditation. Currently there are only twenty-six (26) Mississippi law enforcement agencies that have successfully met the standards of accreditation.

3. Crime Report

a. Data Source

The Federal Bureau of Investigations' Uniform Crime Report (UCR) Program is a nationwide, cooperative statistical effort of more than 18,000 municipal, university, county, state, tribal, and federal law enforcement agencies. This voluntary reporting program collects data on crimes brought to the attention of law enforcement. Since 1930, the FBI has administered the UCR program and continues to assess and monitor the nature and type of crime in the nation. The program's primary objective is to generate reliable information for use in law enforcement administration, operation, and management; however, its data has over the years become one of the country's leading social indicators. Criminologists, sociologists, legislators, municipal planners, the media, and other students of criminal justice use the data for varied research and planning purposes.

The National Incident Based Reporting System (NIBRS) is one specific manner of submitting crime data to the UCR and was implemented by the FBI to capture information on each crime occurrence in greater detail. The Byram Police Department was certified by the FBI in March, 2012 to submit crime data via NIBRS. This allows for a more timely reporting method that is software driven and reported directly to the FBI. Data in this report represent all of 2018 and, as investigations develop new information, are subject to change. More information on NIBRS reporting can be found on the FBI's website at <http://www2.fbi.gov/ucr/faqs.htm>. The statewide crime reporting effort is based on NIBRS and all law enforcement agencies are being required to transition to NIBRS reporting systems no later than December 31, 2020.

While we recognize that many crimes go unreported to law enforcement authorities, on a local level, we do not have the resources to collect that data. As a result, the information in this report is solely on crimes that were reported to the Byram Police Department and the NIBRS program.

b. Criminal Incidents

This report reflects Violent and Property Crimes as defined by the FBI to include:

- Murder
- Robbery
- Assaults
- Burglary/breaking and entering
- Larceny / Theft
- Auto Theft

c. Factors Affecting Crime

It is generally assumed that readers of this report understand that many factors affect crime in the community. Factors include familial, social, cultural, and economic conditions that not only influence criminal behavior, but also crime reporting practices of the citizenry. With regard to the effective strength of law enforcement, the reader should consider that an agency that significantly increases its enforcement efforts might see an increase in reported crime instead of a decrease.

As a result of numerous factors that affect reported crime, this report is limited to presenting only the numbers of specific crimes reported. We will not try to draw a correlation between the volume of crimes reported and any other social factor. Furthermore, the reader should use great caution against comparing crime trends presented in this report and those of other jurisdictions. Finally, the differences in methodology for gathering data make it unwise to compare the Uniform Crime Report to the National Crime Victimization Survey.

d. Intended Use

The purpose of this report is to present a larger picture of crime as it is reported within the corporate limits of the City of Byram.

4. Violent Crime

Violent Crimes are defined by the Federal Bureau of Investigation as Murder, Forcible Rape, Robbery, and Aggravated Assault. In the City of Byram, ten (10) robberies, and seven (7) aggravated assaults were reported in 2018. *It should be noted that many of these cases remain open and under investigation. If you or someone you know has any information that may help investigators with these cases, please contact Byram Police Detectives at (601) 372-7747 or Metro Crimestoppers at (601) 355-TIPS (8477).*

a. Murder

2108	2017	2016	2015	2014
0	0	2	0	0

b. Robbery

2018	2017	2016	2015	2014
10	6	13	7	4

Ten (10) robberies were reported in 2018. Seven robberies were committed using firearms and two were committed with threats of violence. One additional incident included in the robbery total was a burglary of an occupied dwelling where the suspect kicked in the door to a residence and entered to find the resident at home and then the suspect fled. One robbery was of a business. All other robberies were of individuals; seven occurred in public parking spaces.

One additional robbery was reported, but later deemed unfounded. Five individuals were arrested for robbery charges in 2018.

c. Assaults

	2018	2017	2016	2015	2014
Aggravated Assaults	7	6	1	3	2
Simple Assaults	81	92	92	76	62

Seven (7) incidents of Aggravated Assault were reported in 2018. Two (2) of those occurred during the course of robberies reported above. Four (4) incidents were domestic violence related. Eight-one (81) additional simple-assault incidents were reported, of which fifty-one (51) were domestic violence related in 2018. One incident involved an assault on a police officer. Forty (40) individuals were arrested in 2018 for various assault charges.

5. Property Crime

Property crimes include offenses of burglary, larceny, and motor vehicle theft. In Mississippi, burglary offenses are classified in three different ways: 1) Residential Burglary; 2) Auto Burglary; and, 3) Burglary Other. Burglary Other includes all structures other than an occupied residence (meaning that the residence is owned and lived in and not necessarily that it is physically occupied by a person at the time of the burglary). This includes commercial locations such as businesses and also structures on personal property that are not attached to a residence, such as a storage-shed.

The objective of these offenses is to take money or property without force or threat of force against the victim(s).

a. Burglary

	2018	2017	2016	2015	2014
Residential	22	27	37	32	27
Other	12	5	21	15	11
Auto	40	41	44	47	44

Burglary is the breaking and entering of a structure or vehicle with the intent to steal or commit another crime once inside. The Byram Police Department reported 74 total burglaries throughout the city during 2018; even with the 2017 calendar year. These include twenty-two (22) residential burglaries, forty (40) vehicle burglaries, and twelve (12) burglaries of other structures. Twelve (12) individuals were arrested in connection with burglaries in the City of Byram.

b. Larceny – Thefts

	2018	2017	2016	2015	2014
Petit Larceny	56	58	86	53	66
Grand Larceny	24	24	13	18	22
Shoplifting	145	107	68	29	26

Mississippi Statute classifies larcenies by the value of the items taken. Petit Larceny (Misdemeanor) occurs when the value of items stolen is equal to or less than \$1,000. Grand Larceny (Felony) occurs when the value of items stolen is greater than \$1,000.

The Byram Police Department reported twenty-four (24) grand larceny incidents in 2018; even with 2017. Fifty-six (56) petit larceny reports were taken in 2018 compared to fifty-eight (58) in 2017.

Shoplifting is, generally speaking, larceny of goods for retail sale. There are additional elements to shoplifting as compared to general petit or grand larceny. In 2018, one hundred forty-five (145) incidents of shoplifting were reported. Of these, eighty-six (86) *nearly 60%*, were reported at Walmart.

**It should be noted, Walmart opened in January of 2016 explaining the seemingly dramatic increase that began in 2016.*

c. Auto Thefts

2018	2017	2016	2015	2014
13	11	12	10	14

Thirteen (13) vehicles were reported stolen in the City of Byram in 2018, compared to 11 in 2017. Seven (7) of the reported stolen vehicles were recovered; all but one were recovered in Jackson (*one was recovered after being abandoned in Ridgeland*). Four additional reports were taken, but later determined to be civil matters between private parties; two additional reports were taken, but later deemed unfounded.

6. Calls for Service

Byram Police Officers responded to 6,885 calls for service (down from 7,760 in 2017) during 2018. Officers responded to more burglar alarms than any other type of call at 1,500 or 22% of calls. Traffic related calls accounted for 730 or 11% of calls. Officers initiated an additional 235 calls/contacts in the community and 5,329 traffic stops.

Average response time for a call classified as “Priority 1”, meaning that the crime is in progress and the likelihood of catching the perpetrator is high, was 00:01:27. Typical calls for service of a lower priority have an average response time of two to six minutes.

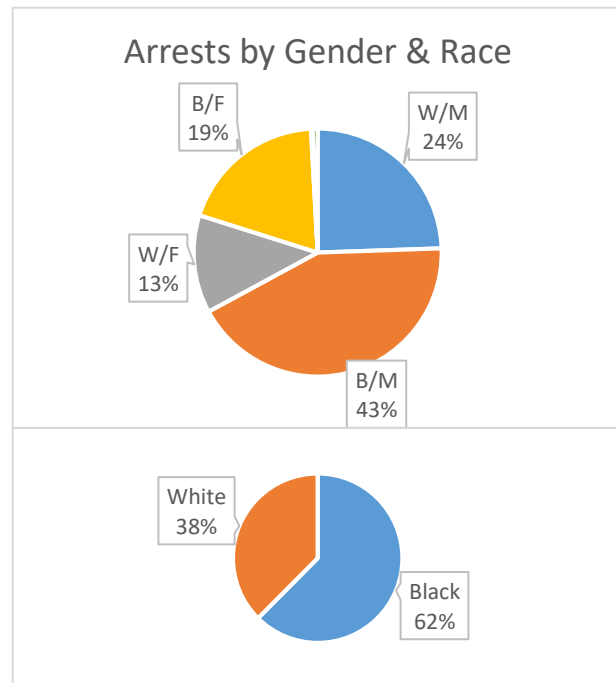
7. Arrests

The Byram Police Department made 474 arrests in 2017, including 177 traffic related arrests. One hundred and Fifty-Six (156) arrests were made of individuals that were wanted by other agencies or for outstanding warrants in the City of Byram.

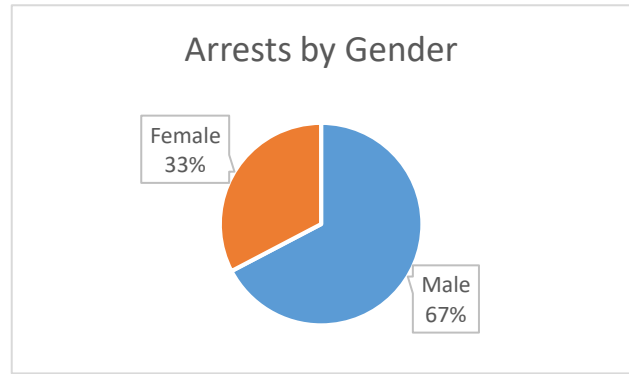
Examining this data along with the service population previously mentioned the reader may be interested to note that 317 of the 474 arrests (67%) were of individuals that do not live in the City of Byram. That is up from 63% in 2017. One hundred thirty-six (136) individuals arrested (29% of total arrests) were noted as being residents in the City of Jackson. That is down from 32% in 2017.

Arrests by Race & Gender		
WM	113	24%
WF	59	13%
BM	197	43%
BF	89	19%
OM	1	0%
OF	3	0%

Arrests by Race		
White	172	38%
Black	286	62%



Arrests by Gender		
Male	311	67%
Female	151	33%

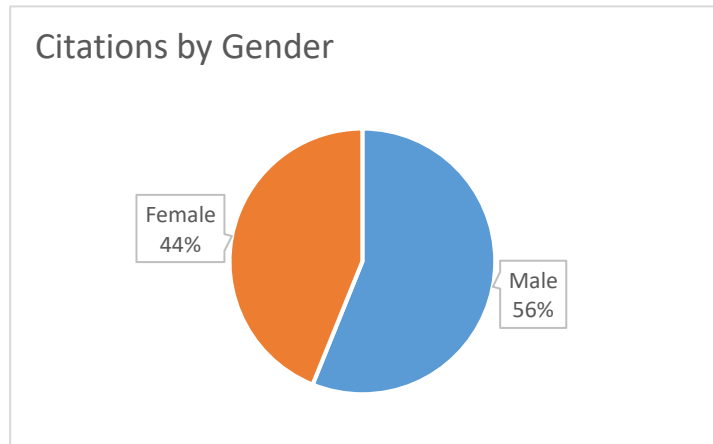


8. Traffic

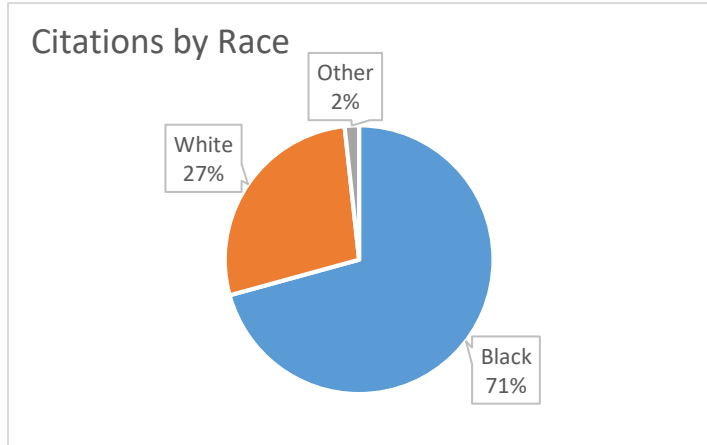
- a. Enforcement (Citations) ~ The Byram Police Department issued a total of 5,219 written citations in 2018, as compared to 5,363 in 2017. Fifty-one (51) arrests were made for driving under the influence (DUI); down from thirty-eight (38) in 2017.

Total Citations Issued	5,129
Written Warnings	660
Enforcement Actions	4,558
-- <i>Speeding</i>	<i>1,383</i>
-- <i>No Proof of Insurance</i>	<i>1,117</i>

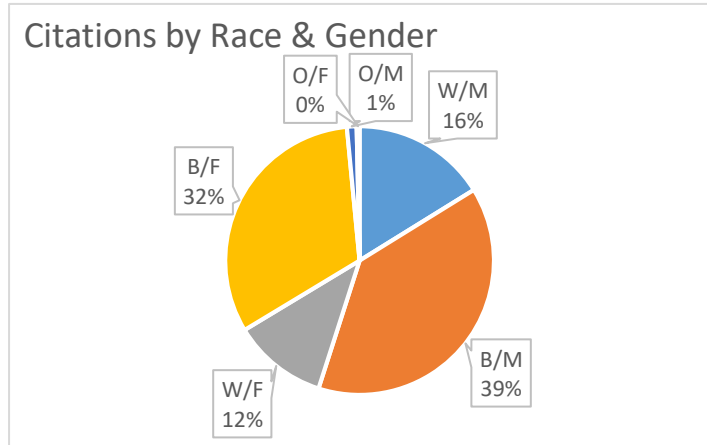
Citations by Gender	
Male	2552
Female	1996



Citations by Race	
White	1255
Black	3554
Other	79

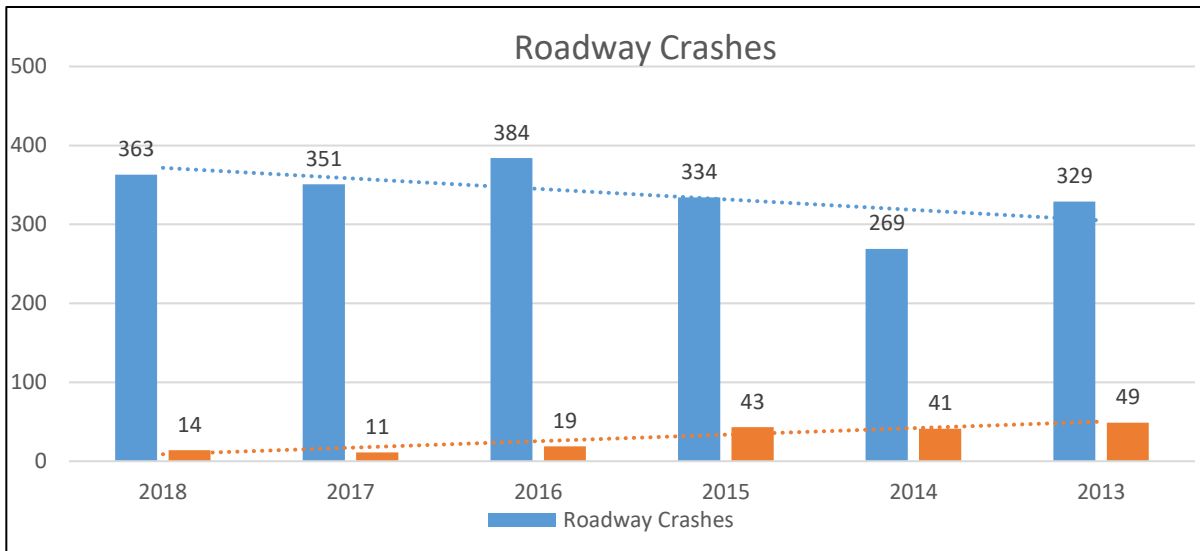


Citations by Race & Gender	
White Male	736
Black Male	1763
White Female	519
Black Female	1461
Other Male	53
Other Female	16



- b. Traffic Crashes ~ The Byram Police Department recorded 494 crash reports (31% of total reports taken) in 2018. Of those, 363 were Mississippi Uniform Crash Reports, indicating that they occurred on the roadways and included property damage greater than \$500.00 and/or personal injury. Fourteen (14) (4%) of the reported roadway crashes included injuries, meaning simply that someone involved was transported to a hospital. Siwell Road accounted for 232 (64% of roadway crashes) crashes in 2018. No fatalities were reported as a result of a crash in 2018.


Year	2018	2017	2016	2015	2014	2013
Roadway Crashes	363	351	384	334	269	329
Crashes w/Injuries	14	11	19	43	41	49
Crashes w/Fatality	0	1	2	3	1	1



9. Animal Control

The Byram Police Animal Control Unit responded to 400 calls for service of which resulted in 21 incident reports. Seven violations of animal control ordinance violations were reported. Most of these reports were complaint driven quality of life issues for our citizens.

ADDENDUM E – DEMOGRAPHIC DATA AS PROVIDED BY THE CENTRAL MISSISSIPPI PLANNING AND DEVELOPMENT DISTRICT

 Community Profile			
Walmart Lat.: 32.185 Long.: -90.265 Rings: 5, 7, 10 mile radii		Prepared by CMPDD Latitude: 32.18547 Longitude: -90.26476	
	5 miles	7 miles	10 miles
2010 Population by Race/Ethnicity			
Total	30,839	75,152	140,383
White Alone	37.8%	32.7%	32.3%
Black Alone	60.1%	65.0%	65.1%
American Indian Alone	0.2%	0.2%	0.2%
Asian Alone	0.5%	0.4%	0.5%
Pacific Islander Alone	0.0%	0.0%	0.0%
Some Other Race Alone	0.5%	0.8%	0.9%
Two or More Races	0.9%	0.9%	1.0%
Hispanic Origin	1.2%	1.5%	1.7%
Diversity Index	50.7	48.7	48.9
2016 Population by Race/Ethnicity			
Total	31,151	75,119	140,344
White Alone	34.0%	30.1%	30.3%
Black Alone	63.6%	67.3%	66.9%
American Indian Alone	0.2%	0.2%	0.2%
Asian Alone	0.6%	0.4%	0.6%
Pacific Islander Alone	0.0%	0.0%	0.0%
Some Other Race Alone	0.6%	0.8%	0.9%
Two or More Races	1.1%	1.1%	1.2%
Hispanic Origin	1.3%	1.6%	1.8%
Diversity Index	49.3	47.4	48.0
2021 Population by Race/Ethnicity			
Total	31,180	74,887	140,156
White Alone	30.7%	28.0%	28.7%
Black Alone	66.6%	69.2%	68.3%
American Indian Alone	0.2%	0.2%	0.2%
Asian Alone	0.7%	0.5%	0.6%
Pacific Islander Alone	0.0%	0.0%	0.0%
Some Other Race Alone	0.6%	0.9%	0.9%
Two or More Races	1.3%	1.3%	1.3%
Hispanic Origin	1.4%	1.7%	1.9%
Diversity Index	47.7	46.1	47.2
2010 Population by Relationship and Household Type			
Total	30,839	75,152	140,383
In Households	99.9%	99.7%	96.9%
In Family Households	88.4%	88.5%	83.5%
Householder	27.3%	26.2%	24.9%
Spouse	17.2%	14.7%	13.3%
Child	37.3%	39.8%	37.5%
Other relative	4.2%	4.9%	4.9%
Nonrelative	2.5%	3.0%	3.0%
In Nonfamily Households	11.5%	11.1%	13.3%
In Group Quarters	0.1%	0.3%	3.1%
Institutionalized Population	0.0%	0.3%	1.2%
Noninstitutionalized Population	0.1%	0.1%	1.9%

Data Note: Persons of Hispanic Origin may be of any race. The Diversity Index measures the probability that two people from the same area will be from different race/ethnic groups.
Source: U.S. Census Bureau, Census 2010 Summary File 1. Esri forecasts for 2016 and 2021 Esri converted Census 2000 data into 2010 geography.

January 25, 2017

ⁱ <http://www.census.gov/search-results.html?q=Byram+city%2C+MS&page=1&stateGeo=none&searchtype=web&cssp=Typeahead>
ⁱⁱ <https://ucr.fbi.gov/crime-in-the-u.s/2016/crime-in-the-u.s.-2016/tables/table-24>