



BYRAM POLICE DEPARTMENT

CHIEF R. LUKE THOMPSON

P.O. BOX 720222 ~ BYRAM, MS 39272

~ Accredited by the Mississippi Law Enforcement Accreditation Commission 2012 ~

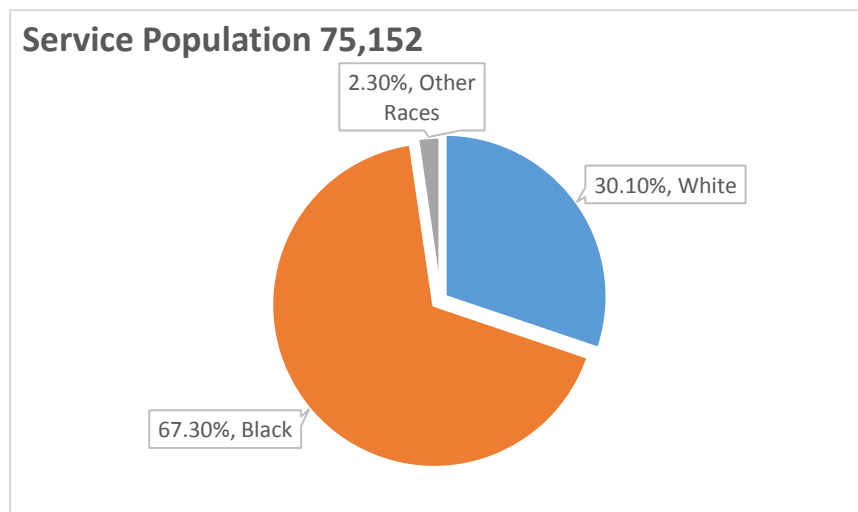


Byram Police Department Annual Report ~ 2017 ~

1. Introduction

The MISSION of the Byram Police Department is to work in partnership with our community to enforce laws to preserve the peace, reduce fear, and provide for a safe environment; and do so with integrity, dedication and honor, conducting ourselves with the highest ethical standards to maintain public confidence.

The Census Bureau reports a 2015 estimated population for the City of Byram of 11,509 people (a slight decrease from the 2014 estimate of 11,556).ⁱ As development of the Towne Center Project continues along with the growth of Walmart the daily service population for the Byram Police Department comes from beyond the corporate limits of the city. According the Central Mississippi Planning and Development District, the population in a seven mile radius around the intersection of Terry and Siwell Roads is 75,152. This number reflects residents who reside outside the corporate limits of Byram – mostly from South Jackson, Raymond, Terry, and Southwest Rankin County areas.



It is important to note here that 67% of arrests made in 2017 were of individuals that were NOT residents of the City of Byram. With this in mind, the service population data are used as the context for enforcement statistics throughout this report. The Byram Police Department was authorized 32 sworn police officer positions on December 31, 2017, equating to 2.8 officers per 1,000 residents. The most recent data provided by the Federal Bureau of Investigation indicates an average of 2.4 officers per 1,000 residents among agencies that report crime information throughout the United States; and, more specifically 2.5 officers per 1,000 residents in southern statesⁱⁱ. The police department is authorized an additional civilian support staff of twelve (12) paid personnel, two (2) paid

part-time personnel, and four (4) volunteer personnel. Throughout this report, enforcement activities are illustrated as they reflect the community we serve. This functions as an indicator within the agency, as required by accreditation standards, to identify the potential for bias-based enforcement. Enforcement activities that reflect the makeup of the community reassure the community that Byram Police Officers serve the whole community fairly and without prejudice.

Byram Police Officers responded to 7,760 calls for service (down from 7,914 in 2016) during 2017. Of these calls, officers documented 1,564 incident reports (down from 1,628 in 2016). Incidents of all types are reported including criminal complaints, vehicle crashes, and other miscellaneous reports. Vehicle crashes continue to account for the greatest number of incident reports taken in 2017. There were 455 total crash reports (29%) taken in 2017, including 346 Mississippi Uniform Crash Reports and 109 private property crash reports.

2. 2017 Highlights

In 2017, Commander David Errington graduated from the 267th Session of the FBI's National Academy in Quantico, Virginia. The FBI National Academy is a law enforcement executive training program accredited through the University of Virginia. Only about 1% of law enforcement officer nationwide are selected for this invitation-only opportunity to train with other law enforcement executives from around the world. Commander Errington is the second officer of the Byram Police Department to be invited to attend.

Early in 2017, Chief Thompson was selected to represent the Mississippi Association of Chiefs of Police on an advisory committee with the Office Against Interpersonal Violence to advise on the implementation and procedures to disperse grant monies to provide services and improve investigations of incidents of Domestic Violence. This has led to a complete overhaul of response procedures to domestic violence calls for service and new lethality assessment protocols to assess threats and help victims to attain vital services. Later in 2017, The Byram Police Department was selected by the Police Executive Research Forum (PERF) in Washington, DC to participate in a research project to evaluate the new policies and procedures and how they may serve to influence national models of police response guidelines regarding domestic violence.

In response to the opioid crisis occurring throughout the United States and specifically in the State of Mississippi, the Byram Police Department partnered with Hinds Behavioral Health Agency and the Mississippi Department of Mental Health to provide Critical Incident Response to persons experience mental health crises and those experience medical emergencies related to potential opioid overdose. All police officers have been trained in the use of NARCAN to assist those experiencing an opioid overdose. A prescription drop box has also been installed in the police station lobby to assist people with proper disposal of prescription medications and to prevent otherwise legitimate narcotic prescriptions from being improperly distributed.

Chief Thompson was selected to participate on the Governor's Crime Reporting Taskforce created in the 2017 Legislative Session to examine opportunities related to statewide crime reporting and the collection of statewide criminal statistics.

The Byram Police Department continues to maintain law enforcement accreditation by the Mississippi Law Enforcement Accreditation Commission. The department was originally accredited in 2012 and most recently awarded reaccreditation in 2015. The department will undergo the next scheduled assessment in 2018. Currently there are only twenty-six (26) Mississippi law enforcement agencies that have successfully met the standards of accreditation.

3. Crime Report

a. Data Source

The Federal Bureau of Investigations' Uniform Crime Report (UCR) Program is a nationwide, cooperative statistical effort of more than 18,000 municipal, university, county, state, tribal, and federal law enforcement agencies. This voluntary reporting program collects data on crimes brought to the attention of law enforcement. Since 1930, the FBI has administered the UCR program and continues to assess and monitor the nature and type of crime in the nation. The program's primary objective is to generate reliable information for use in law enforcement administration, operation, and management; however, its data has over the years become one of the country's leading social indicators. Criminologists, sociologists, legislators, municipal planners, the media, and other students of criminal justice use the data for varied research and planning purposes.

The National Incident Based Reporting System (NIBRS) is one specific manner of submitting crime data to the UCR and was implemented by the FBI to capture information on each crime occurrence in greater detail. The Byram Police Department was certified by the FBI in March, 2012 to submit crime data via NIBRS. This allows for a more timely reporting method that is software driven and reported directly to the FBI. These numbers represent all of 2017 and, as investigations develop new information, are subject to change. More information on NIBRS reporting can be found on the FBI's website at <http://www2.fbi.gov/ucr/faqs.htm>.

While we recognize that many crimes go unreported to law enforcement authorities, on a local level, we do not have the resources to collect that data. As a result, the information in this report is solely on crimes that were reported to the Byram Police Department and the NIBRS program.

b. Criminal Incidents

This report reflects Violent and Property Crimes as defined by the FBI to include:

- Murder
- Robbery
- Assaults
- Burglary/breaking and entering
- Larceny / Theft
- Auto Theft

c. Factors Affecting Crime

It is generally assumed that readers of this report understand that many factors affect crime in the community. Factors include familial, social, cultural, and economic conditions that not only influence criminal behavior, but also crime reporting practices of the citizenry. With regard to the effective strength of law enforcement, the reader should consider that an agency that significantly increases its enforcement efforts might see an increase in reported crime instead of a decrease.

As a result of numerous factors that affect reported crime, this report is limited to presenting only the numbers of specific crimes reported. We will not try to draw a correlation between the volume of crimes reported and any other social factor. Furthermore, the reader should use great caution against comparing crime trends presented in this report and those of other jurisdictions. Finally, the differences in methodology for gathering data make it unwise to compare the Uniform Crime Report to the National Crime Victimization Survey.

d. Intended Use

The purpose of this report is to present a larger picture of crime as it is reported within the corporate limits of the City of Byram.

4. Violent Crime

Violent Crimes are defined by the Federal Bureau of Investigation as Murder, Forcible Rape, Robbery, and Aggravated Assault. In the City of Byram, six (6) robberies, and six (6) aggravated assaults were reported in 2017. *It should be noted that many of these cases remain open and under investigation. If you or someone you know has any information that may help investigators with these cases, please contact Byram Police Detectives at (601) 372-7747 or Metro Crimestoppers at (601) 355-TIPS (8477).*

a. Murder

2017	2016	2015	2014	2013
0	2	0	0	1

b. Robbery

2017	2016	2015	2014	2013
6	13	7	4	5

Six (6) robberies were reported in 2017. Of these, four (4) were committed by use of a firearm. In one incident, an individual was approached and physically assaulted and the suspect attempted to take money, but was unsuccessful. Two armed robberies were of individuals; one was of an individual in an apartment complex where personal items were stolen; and, another was an armed carjacking that took place in the parking lot of a business. Two robberies were of businesses (Dry Cleaners and Check Cashing store). Two incidents of armed robbery inside residences were reported. In those two incidents, the suspects were known by the victims. Two additional robberies were reported but later deemed unfounded during the investigation.

Four individuals were arrested in connection with robberies that occurred in 2017.

c. Assaults

	2017	2016	2015	2014	2013
Aggravated Assaults	6	1	3	2	5
Simple Assaults	92	92	76	62	70

Six (6) incidents of Aggravated Assault were reported in 2017. Three (3) of those incidents were domestic related. One incident involved a weapon (knife). Ninety-two (92) additional simple assaults were reported in 2017; of which seventy (70) were domestic violence related. The increase in domestic related violence incident reports is attributed to the training and implementation of new protocols related to victim services that was conducted in the Byram Police Department in 2017. Three incidents were reported in which law enforcement officers, during the course and scope of their employment, were assaulted. In one incident on December 31, 2017, an individual struck an officer with a vehicle in an effort to escape arrest. Twenty-two (22) additional reports were taken for threats of assault, but no physical assault actually took place. Sixty-five individuals were arrested in 2017 for various assault charges.

5. Property Crime

Property crimes include offenses of burglary, larceny, and motor vehicle theft. In Mississippi, burglary offenses are classified in three different ways: 1) Residential Burglary; 2) Auto Burglary; and, 3) Burglary Other. Burglary Other includes all structures other than an occupied residence (meaning that the residence is owned and lived in and not necessarily that it is physically occupied by a person at the time of the

burglary). This includes commercial locations such as businesses and also structures on personal property that are not attached to a residence, such as a storage-shed.

The objective of these offenses is to take money or property without force or threat of force against the victim(s).

a. Burglary

	2017	2016	2015	2014	2013
Residential	27	37	32	27	29
Other	5	21	15	11	12
Auto	41	44	47	44	84

Burglary is the breaking and entering of a structure or vehicle with the intent to steal or commit another crime once inside. The Byram Police Department reported 73 total burglaries throughout the city during 2017; down from 102 (-22.5%) in the 2016 calendar year. These include twenty-seven (27) residential burglaries, forty-one (41) vehicle burglaries, and five (5) burglaries of other structures. Four (4) individuals were arrested in connection with burglaries in the City of Byram.

b. Larceny – Thefts

	2017	2016	2015	2014	2013
Petit Larceny	58	86	53	66	44
Grand Larceny	24	13	18	22	27
Shoplifting	107	68*	29	26	23

Mississippi Statute classifies larcenies by the value of the items taken. Petit Larceny (Misdemeanor) occurs when the value of items stolen is equal to or less than \$1,000. Grand Larceny (Felony) occurs when the value of items stolen is greater than \$1,000.

The Byram Police Department reported twenty-four (24) grand larceny incidents in 2017; up from thirteen (13) in 2016 (+85%). Fifty-eight (58) petit larceny reports were taken in 2017 compared to eighty-six (86) in 2016 (-33%).

Shoplifting is, generally speaking, larceny of goods for retail sale. There are additional elements to shoplifting as compared to general petit or grand larceny. In 2017, one hundred and seven (107) incidents of shoplifting were reported. Of these, fifty-four (54) *half of the reported incidents*, were reported at Walmart.

**It should be noted, Walmart opened in January of 2016 explaining the seemingly dramatic increase that began in 2016.*

c. Auto Thefts

2017	2016	2015	2014	2013
11	12	10	14	17

Eleven (11) vehicles were reported stolen in the City of Byram in 2017, compared to 12 in 2016. Six (6) of the reported stolen vehicles were recovered; all but one were recovered in Jackson. Two additional reports were taken, but later deemed unfounded.

6. Calls for Service

Byram Police Officers responded to 7,760 calls for service (down from 7,914 in 2016) during 2017. Officers responded to more burglar alarms than any other type of call at 1,429 or 18% of calls. Traffic related calls accounted for 800 or 10% of calls. Officers initiated an additional 255 calls/contacts in the community and 6,789 traffic stops.

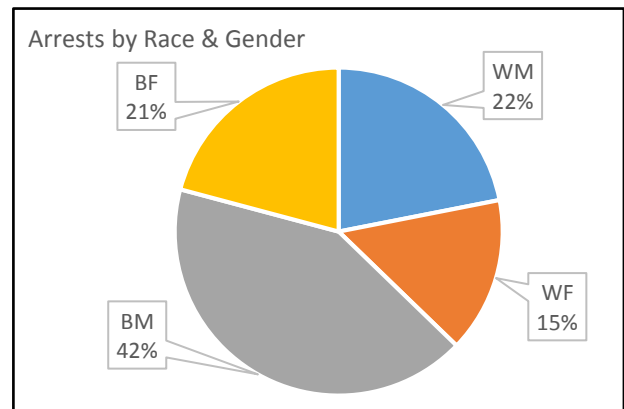
Average response time for a call classified as “Priority 1”, meaning that the crime is in progress and the likelihood of catching the perpetrator is high, was 00:02:07. Typical calls for service of a lower priority have an average response time of two to five minutes.

7. Arrests

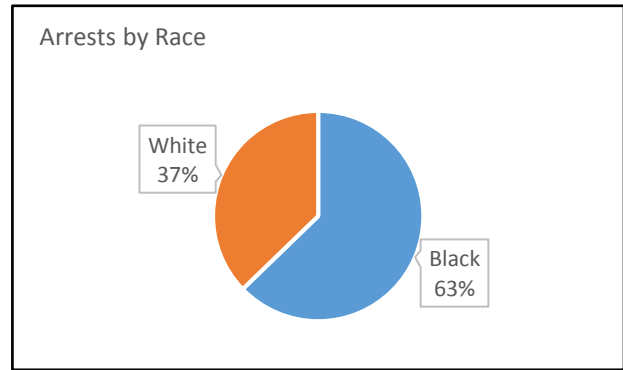
The Byram Police Department made 474 arrests in 2017, including 177 traffic related arrests. One hundred and Fifty-Six (156) arrests were made of individuals that were wanted by other agencies or for outstanding warrants in the City of Byram.

Examining this data along with the service population previously mentioned the reader may be interested to note that 317 of the 474 arrests (67%) were of individuals that do not live in the City of Byram. That is up from 63% in 2016. One hundred fifty-two (152) individuals arrested (32% of total arrests) were noted as being residents in the City of Jackson. That is up from 30% in 2016.

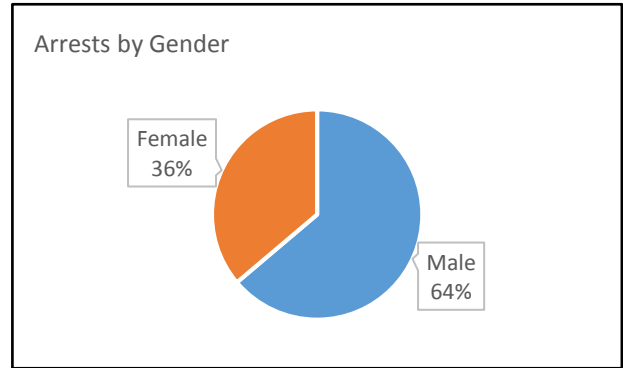
Arrests by Race & Gender		
WM	103	22%
WF	72	15%
BM	197	42%
BF	98	21%
OM	1	<1%
OF	1	<1%



Arrests by Race		
Black	295	63%
White	175	37%
Other	2	<1%



Arrests by Gender		
Male	300	64%
Female	170	36%

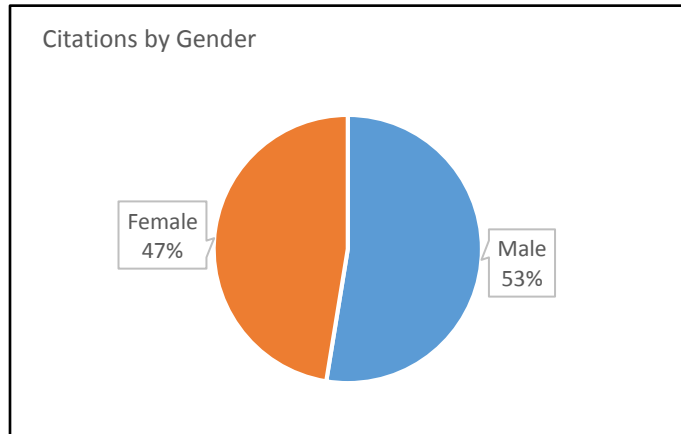


8. Traffic

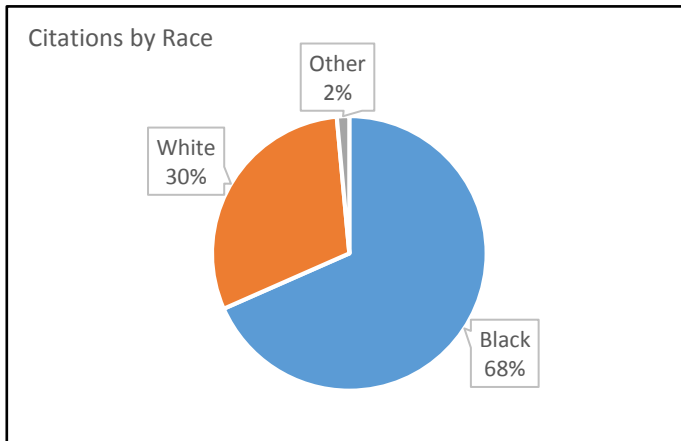
- a. Enforcement (Citations) ~ The Byram Police Department issued a total of 5,363 written citations in 2017, as compared to 5,238 in 2016. Thirty-eight (38) arrests were made for driving under the influence (DUI); down from Forty-seven (47) in 2016.

Total Citations Issued	5,363
Written Warnings	1,131
Enforcement Actions	4,232
--Speeding	1,107
--No Proof of Insurance	1,044
--No License or Suspended	229

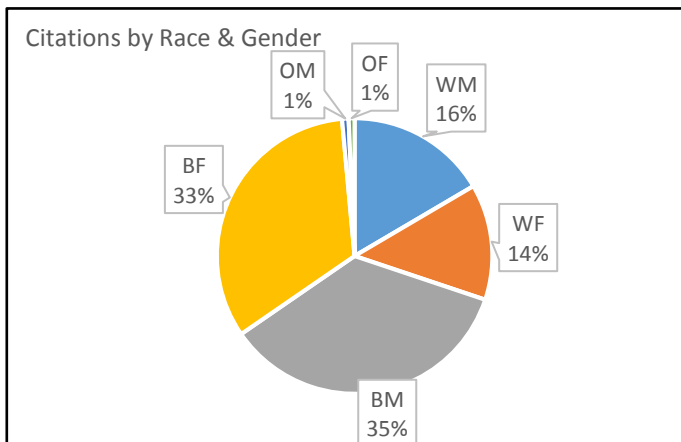
Citations by Gender	
Male	2801
Female	2527



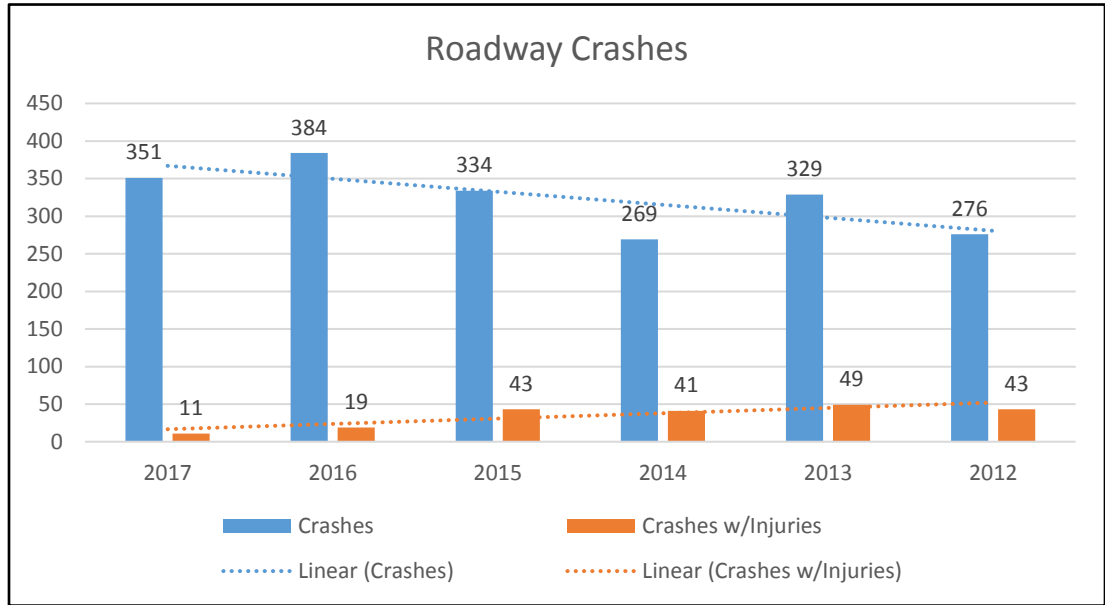
Citations by Race	
White	1606
Black	3644
Other	78



Citations by Race & Gender	
White Male	881
Black Male	1879
White Female	725
Black Female	1765
Other Male	41
Other Female	37



b. Traffic Crashes ~ The Byram Police Department recorded 461 crash reports (31% of total reports taken) in 2017. Of those, 351 were Mississippi Uniform Crash Reports, indicating that they occurred on the roadways and included property damage greater than \$500.00 and/or personal injury. Eleven (11) (3%) of the reported roadway crashes included injuries, meaning simply that someone involved was transported to a hospital. Siwell Road accounted for 228 (65% of roadway crashes) crashes in 2017. One crash reported a fatality.



Year	2017	2016	2015	2014	2013	2012
Roadway Crashes	351	384	334	269	329	276
Crashes w/Injuries	11	19	43	41	49	43
Crashes w/Fatality	1	2	3	1	1	1

9. Animal Control

The Byram Police Animal Control Unit responded to 491 calls for service of which resulted in 32 incident reports. Six violations of animal control ordinance violations were reported. Most of these reports were complaint driven quality of life issues for our citizens.

ADDENDUMS

As part of the police department's accreditation program, compliance with specific standards requires annual analysis of certain areas that potentially create exposure to higher liability for the police department, its employees, and the city as a whole. The following addendums document the requirements of those specific standards.

ADDENDUM A – VEHICLE PURSUITS

The Byram Police Department reported eight (8) vehicle pursuits in 2017. All pursuits were initiated by Byram Police Officers within the city limits of the City of Byram. Four (4) pursuits were terminated prior to an arrest. The driver in one terminated pursuit was later identified and charged. Six pursuits began over minor traffic violations; one began after a shoplifting report. On December 31, 2017, one pursuit was initiated after a shoplifting suspect struck an officer with a vehicle and fled after being fired upon by the officer. The median length of all pursuits was 6.5 minutes. Six (6) pursuits left the City of Byram as suspects fled into the City of Jackson. All pursuits, after review, were found to be compliant with established policy. Suspects in these pursuits included:

White Males	1
White Females	0
Black Males	5
Black Females	0
Unknown	2

MSLEAC 5.7

Pursuits	2017	2016
Total Pursuits	8	16
Terminated by Agency	4	10
Policy Compliant	8	12
Policy Non-Compliant	0	4
Accidents	2	3
Injuries: Officer	0	1
--- Suspects	1	2
--- Third Party	0	0
Reasons Initiated:		
--- Traffic Offense	6	4
--- Felony	1	4
--- Misdemeanor	7	5

ADDENDUM B – USE OF FORCE

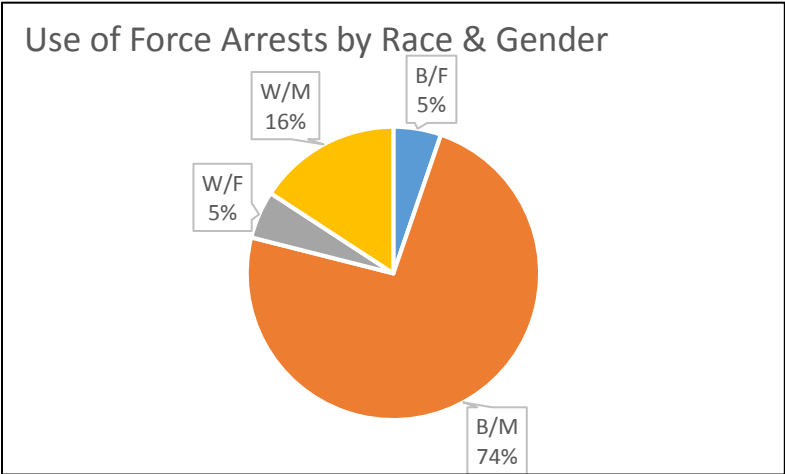
In 2017, Byram Police Officers reported nineteen (19) incidents in which police use of force was necessary to accomplish legally justifiable goals. For reporting purposes, threatened uses of force via firearms and/or electronic control devices are reported. Officers are individually responsible to complete a use of force report causing the generation of multiple reports for any given incident or while responding to the resistance of any given suspect. All incidents of use of force resulted in the arrest of a criminal suspect. One additional reports was completed when an officer was called upon to destroy an animal that was severely injured by the use of a firearm. No complaints were filed against any officer regarding any use of police force. In one incident, a formal internal investigation was completed due to the use of deadly force by firearm.

With regards to the incident in which the officer shot a fleeing suspect, the administrative investigation has been completed and is awaiting presentation to a Hinds County Grand Jury by Mississippi Bureau of Investigations Detectives as a matter of procedure. The officer has returned to full duty.

MSLEAC 1.23

2017 Use of Force Reports	
Firearm	1
Deadly Force by use of Vehicle	1
Firearm – Display Only	6
Electronic Control Device (Taser)	3
Electronic Control Device - Display	1
Baton	0
Chemical Agents (OC Spray)	1
Weaponless	9
Total Use of Force	29
Total Use of Force Arrests	19
Complaints Regarding Use of Force	0
Total Agency Custodial Arrests	474

Demographic Breakdown of Use of Force Reports



A collective review of Use of Force incidents indicates that in all incidents policies and procedures were properly followed.

ADDENDUM C – COMPLAINTS

In 2017, the Byram Police Department received twenty-three (23) complaints of varying nature regarding the conduct and performance of employees. Fifteen (15) complaints were received from external sources and eight (8) complaints were initiated by supervisors against subordinate employees. One additional investigation was conducted related to an officer involved shooting incident. No complaints were received alleging bias-based enforcement (racial profiling) or excessive use force by officers.

One complaint alleged an employee used city funds for personal gain. This complaint was forwarded to the Mississippi Attorney General’s Office of Public Integrity for criminal investigation. Upon indictment by a Hinds County Grand Jury, this employee was terminated. An internal complaint was filed alleging unwanted and inappropriate contact by another employee. At the conclusion of the investigation, the employee resigned to prevent termination.

Five external complaints were filed by individuals that had received traffic citations and whose complaints were found to be judicial in nature. A review of these specific complaints found that they were for multiple officers and no individual officer received more than one complaint for their conduct and performance during the course of a traffic stop. It is worthy to note that in 2017, Byram Police Officers conducted 6,789 traffic stops that resulted in the issuance of 4,232 uniform traffic citations.

MSLEAC 2.7

Complaints & Internal Affairs Investigations	
External	
Citizen Complaint	15
Sustained	3
Not Sustained	0
Unfounded	3
Exonerated	9
Internal	
Directed Complaint	8
Sustained	7
Not Sustained	1
Unfounded	0
Exonerated	0

MSLEAC 1.25

Biased Based Profiling	
Traffic Contacts	0
Field Contacts	0
Asset Forfeiture	0


ADDENDUM D – HIRING & EQUAL OPPORTUNITY EMPLOYEMENT

In 2017, the Byram Police Department received seventy-two (72) employment applications from individuals seeking employment. Fifty-eight (58) of those applications were seeking positions as sworn police officers. The Byram Police Department hired thirteen (13) applicants in 2017 including nine (9) police officers and three (3) public safety dispatchers and one (1) animal control officer. Nine (9) employees resigned for various reasons throughout the year. One individual was hired as a police officer, but was transferred to dispatch after an injury prevented him from completing the law enforcement academy.

Sworn Officer Selection Activity				
Race/Gender	Applications Received	Applicants Hired	Percent Hired	Percent of Workforce Population
White Male	19	4	21%	27%
Black Male	31	3	10%	22%
White Female	5	1	20%	23%
Black Female	5	0	0	26%
Hispanic Male	1	0	0	0%
Hispanic Female	0	0	0	0%
Other	0	0	0	2%

Recruitment efforts were minimal and included posting open positions on various job websites; listing open positions on the departmental websites and social media pages; and, mailers sent to colleges and universities throughout the state seeking applications from graduating students. Chief Thompson also visited several college classes throughout the year to speak on various contemporary topics in law enforcement and used such visits to identify and recruit graduating students.

ADDENDUM E – DEMOGRAPHIC DATA AS PROVIDED BY THE CENTRAL MISSISSIPPI PLANNING AND DEVELOPMENT DISTRICT

 Community Profile			
Walmart Lat.: 32.185 Long.: -90.265 Rings: 5, 7, 10 mile radii		Prepared by CMPDD Latitude: 32.18547 Longitude: -90.26476	
	5 miles	7 miles	10 miles
2010 Population by Race/Ethnicity			
Total	30,839	75,152	140,383
White Alone	37.8%	32.7%	32.3%
Black Alone	60.1%	65.0%	65.1%
American Indian Alone	0.2%	0.2%	0.2%
Asian Alone	0.5%	0.4%	0.5%
Pacific Islander Alone	0.0%	0.0%	0.0%
Some Other Race Alone	0.5%	0.8%	0.9%
Two or More Races	0.9%	0.9%	1.0%
Hispanic Origin	1.2%	1.5%	1.7%
Diversity Index	50.7	48.7	48.9
2016 Population by Race/Ethnicity			
Total	31,151	75,119	140,344
White Alone	34.0%	30.1%	30.3%
Black Alone	63.6%	67.3%	66.9%
American Indian Alone	0.2%	0.2%	0.2%
Asian Alone	0.6%	0.4%	0.6%
Pacific Islander Alone	0.0%	0.0%	0.0%
Some Other Race Alone	0.6%	0.8%	0.9%
Two or More Races	1.1%	1.1%	1.2%
Hispanic Origin	1.3%	1.6%	1.8%
Diversity Index	49.3	47.4	48.0
2021 Population by Race/Ethnicity			
Total	31,180	74,887	140,156
White Alone	30.7%	28.0%	28.7%
Black Alone	66.6%	69.2%	68.3%
American Indian Alone	0.2%	0.2%	0.2%
Asian Alone	0.7%	0.5%	0.6%
Pacific Islander Alone	0.0%	0.0%	0.0%
Some Other Race Alone	0.6%	0.9%	0.9%
Two or More Races	1.3%	1.3%	1.3%
Hispanic Origin	1.4%	1.7%	1.9%
Diversity Index	47.7	46.1	47.2
2010 Population by Relationship and Household Type			
Total	30,839	75,152	140,383
In Households	99.9%	99.7%	96.9%
In Family Households	88.4%	88.5%	83.5%
Householder	27.3%	26.2%	24.9%
Spouse	17.2%	14.7%	13.3%
Child	37.3%	39.8%	37.5%
Other relative	4.2%	4.9%	4.9%
Nonrelative	2.5%	3.0%	3.0%
In Nonfamily Households	11.5%	11.1%	13.3%
In Group Quarters	0.1%	0.3%	3.1%
Institutionalized Population	0.0%	0.3%	1.2%
Noninstitutionalized Population	0.1%	0.1%	1.9%

Data Note: Persons of Hispanic Origin may be of any race. The Diversity Index measures the probability that two people from the same area will be from different race/ethnic groups.
Source: U.S. Census Bureau, Census 2010 Summary File 1. Esri forecasts for 2016 and 2021 Esri converted Census 2000 data into 2010 geography.

January 25, 2017

ⁱ <http://www.census.gov/search-results.html?q=Byram+city%2C+MS&page=1&stateGeo=none&searchtype=web&cssp=Typeahead> (retrieved 1/6/17)

ⁱⁱ <https://ucr.fbi.gov/crime-in-the-u.s/2016/crime-in-the-u.s.-2016/tables/table-24> (retrieved 1/16/18)