

City of Byram

Police Department



2016 Annual Report

www.byrapolice.net ~ www.facebook.com/byrapdpd
Offices (601) 372-7747 ~ Non-Emergency Dispatch (601) 372-2327
141 Southpointe Drive, Byram, MS 39272

Accredited by the Mississippi Law Enforcement Accreditation Commission, 2012





BYRAM POLICE DEPARTMENT

CHIEF R. LUKE THOMPSON

P.O. BOX 720222 ~ BYRAM, MS 39272

~ Accredited by the Mississippi Law Enforcement Accreditation Commission 2012 ~

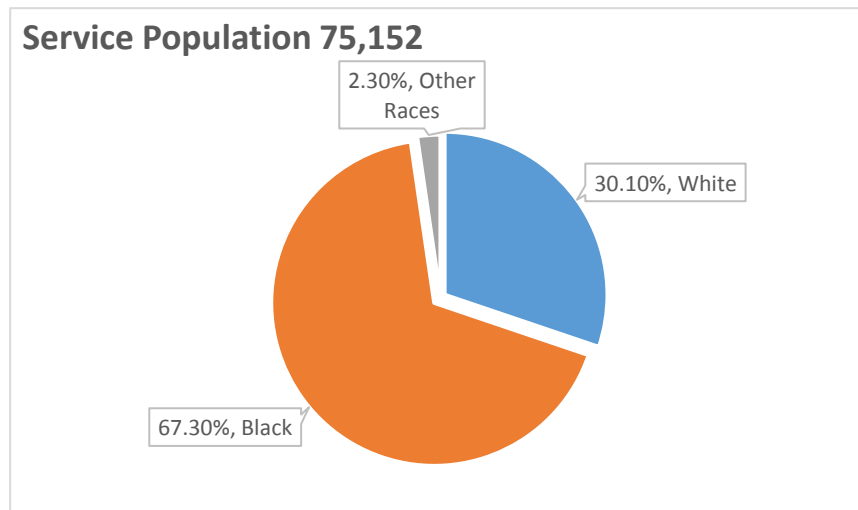


Byram Police Department Annual Report ~ 2016 ~

1. Introduction

The MISSION of the Byram Police Department is to work in partnership with our community to enforce laws to preserve the peace, reduce fear, and provide for a safe environment; and do so with integrity, dedication and honor, conducting ourselves with the highest ethical standards to maintain public confidence.

The Census Bureau reports a 2015 estimated population for the City of Byram of 11,509 people (a slight decrease from the 2014 estimate of 11,556).ⁱ Since the opening of Walmart in January, 2016, the daily service population for the Byram Police Department comes from beyond the corporate limits of the city. According the Central Mississippi Planning and Development District, the population in a seven mile radius around the intersection of Terry and Siwell Roads is 75,152. This number reflects residents who reside outside the corporate limits of Byram – mostly from South Jackson, Raymond, Terry, and Southwest Rankin County areas.



It is important to note here that 63% of arrests made in 2016 were of individuals that were NOT residents of the City of Byram. With this in mind, the service population data are used as the context for enforcement statistics throughout this report. The Byram Police Department was authorized 33 sworn police officer positions on December 31, 2016, equating to 2.9 officers per 1,000 residents. The most recent data provided by the Federal Bureau of Investigation indicates an average of 2.3 officers per 1,000 residents among agencies that report crime information throughout the United States; and, more specifically 2.9 officers per 1,000 residents in southern statesⁱⁱ. The police department is authorized an additional civilian support staff of twelve (12) paid personnel and four (4)

volunteer personnel. Throughout this report, enforcement activities are illustrated as they reflect the community we serve. This functions as an indicator within the agency, as required by accreditation standards, to identify the potential for bias-based enforcement. Enforcement activities that reflect the makeup of the community reassure the community that Byram Police Officers serve the whole community fairly and without prejudice.

Byram Police Officers responded to 7,914 calls for service (up from 6,110 in 2015) during 2016. Of these calls, officers documented 1,628 incident reports (up from 1,444 in 2015). Incidents of all types are reported including criminal complaints, vehicle crashes, and other miscellaneous reports. Vehicle crashes continue to account for the greatest number of incident reports taken in 2016. There were 511 total crash reports (31%) taken in 2016, including 384 Mississippi Uniform Crash Reports and 127 private property crash reports.

2. 2016 Highlights

In 2016, the Byram Police Department was notified that Commander David Errington had been selected to attend the 267th Session of the FBI National Academy in Quantico, Virginia. The FBI National Academy is a law enforcement executive training program accredited through the University of Virginia. Only about 1% of law enforcement officer nationwide are selected for this invitation-only opportunity to train with other law enforcement executives from around the world. Commander Errington is the second officer of the Byram Police Department to be invited to attend.

Also in 2016 the Byram Police Department officially began developing the Special Weapons and Tactics (SWAT) team for the purpose of having a specialized trained group of officers that are able to engage highly volatile situations with the mission of rapid extrications and saving lives. This team will be fully trained and functional in 2017. This team has been fully funded using monies seized from drug prosecutions.

The Byram Police Department continues to maintain law enforcement accreditation by the Mississippi Law Enforcement Accreditation Commission. The department was originally accredited in 2012 and most recently awarded reaccreditation in 2015. The department will undergo the next scheduled assessment in 2018. Currently there are only twenty-six (26) Mississippi law enforcement agencies that have successfully met the standards of accreditation.

3. Crime Report

a. Data Source

On a national level, statistical information about crime is collected and reported in two ways. The first way is through the **Uniform Crime Report (UCR)**. The UCR program is a nationwide, cooperative statistical effort of more than 18,000 municipal, university, county, state, tribal, and federal law enforcement agencies. This voluntary reporting program collects data on crimes brought to the attention of law enforcement. Since 1930, the FBI has administered the UCR program and

continues to assess and monitor the nature and type of crime in the nation. The program's primary objective is to generate reliable information for use in law enforcement administration, operation, and management; however, its data has over the years become one of the country's leading social indicators. Criminologists, sociologists, legislators, municipal planners, the media, and other students of criminal justice use the data for varied research and planning purposes.

The National Incident Based Reporting System (NIBRS) is an electronic submission crime report system implemented by the FBI to capture information on each crime occurrence in greater detail. The Byram Police Department was certified by the FBI in March, 2012 to submit crime data via NIBRS. This allows for a more timely reporting method that is software driven and reported directly to the FBI. These numbers represent all of 2016 and, as investigations develop new information, are subject to change. More information on NIBRS reporting can be found on the FBI's website at <http://www2.fbi.gov/ucr/faqs.htm>.

While we recognize that many crimes go unreported to law enforcement authorities, on a local level, we do not have the resources to collect that data. As a result, the information in this report is solely on crimes that were reported to the Byram Police Department and the NIBRS program.

b. Criminal Incidents

This report reflects Violent and Property Crimes as defined by the FBI to include:

- Murder
- Robbery
- Assaults
- Burglary/breaking and entering
- Larceny / Theft
- Auto Theft

c. Factors Affecting Crime

It is generally assumed that readers of this report understand that many factors affect crime in the community. Factors include familial, social, cultural, and economic conditions that not only influence criminal behavior, but also crime reporting practices of the citizenry. With regard to the effective strength of law enforcement, the reader should consider that an agency that significantly increases its enforcement efforts might see an increase in reported crime instead of a decrease.

As a result of numerous factors that affect reported crime, this report is limited to presenting only the numbers of specific crimes reported. We will not try to draw a correlation between the volume of crimes reported and any other social factor. Furthermore, the reader should use great caution against comparing crime trends presented in this report and those of other jurisdictions. Finally, the differences in

methodology for gathering data make it unwise to compare the Uniform Crime Report to the National Crime Victimization Survey.

d. Intended Use

The purpose of this report is to present a larger picture of crime as it is reported within the corporate limits of the City of Byram.

4. Violent Crime

Violent Crimes are defined by the Federal Bureau of Investigation as Murder, Forcible Rape, Robbery, and Aggravated Assault. In the City of Byram, two (2) murders, thirteen (13) robberies, and one (1) aggravated assault were reported in 2016. *It should be noted that many of these cases remain open and under investigation. If you or someone you know has any information that may help investigators with these cases, please contact Byram Police Detectives at (601) 372-7747 or Metro Crimestoppers at (601) 355-TIPS (8477).*

a. Murder

| 2016 | 2015 | 2014 | 2013 | 2012 |
|------|------|------|------|------|
| 2 | 0 | 0 | 1 | 0 |

The Byram Police Department reported two Murders in 2016.

On the morning of May 24, 2016, a report of an unconscious male came into the 911 center. Upon investigation it was found the male had been shot twice and was deceased. The male's stepdaughter, who resided in the same house, was arrested a few days later and charged with Murder. *At the time of this report, the suspect is out on bond and awaiting court proceedings. She is presumed innocent until proven guilty in a court of law.*

On the afternoon of June 1, 2016, Byram Police Officers responded to a burglary in progress with reports of shots fired. Officers found a suspected burglar deceased from a single gunshot wound. The investigation revealed that the deceased subject had conspired with another individual who was a purported friend of the resident. This friend was visiting at the residence at the time of the burglary and allegedly unlocked a door that allowed the suspect to enter the house. Evidence was also found to indicate that the visitor and the suspect were communicating via mobile phone up the moment of the burglary. Because of the premeditated conspiracy to rob the homeowner and the resulting death, the visitor was charged with capital murder. *At the time of this report, he is out on bond, awaiting court proceedings. He is presumed innocent until proven guilty in a court of law.*

b. Robbery

| 2016 | 2015 | 2014 | 2013 | 2012 |
|------|------|------|------|------|
| 13 | 7 | 4 | 5 | 4 |

Thirteen (13) robberies were reported in 2016. Of these, seven (7) were armed robberies where suspects used weapons; three (3) were simple robberies where no weapon but force was used; and, three (3) reports were taken for home invasion (one of these home invasion reports is the same report as noted in the previous section reporting murders).

Of these robberies, four (4) occurred at convenience stores/gas stations. One robbery has been cleared by arrest and a suspect is awaiting court proceedings. One other remains under investigation and a suspect has been developed. One robbery was attempted and is considered exceptionally cleared as it was perpetrated by an unarmed individual that is mentally challenged and known by police. That individual was referred to the appropriate recourses for help.

Three (3) robberies occurred at eating establishments. One robbery occurred when a suspect entered the restaurant and took a customer's purse and fled. This was classified as a simple robbery in that the customer did attempt to fight the theft and injury occurred. Another robbery occurred when an employee was in a parking lot and was robbed by an acquaintance. The juvenile suspect was later arrested. The third robbery occurred when an armed suspect approached an employee at the rear door of a restaurant near closing time and robbed the business.

Three (3) individuals were robbed and three (3) additional reports of home invasion were taken throughout 2016. "Home invasion" is the burglary of a residence when a resident is present in the home. One of these occurred when a business owner (from another nearby city) was followed home and an armed suspect attempted to rob him. Another incident occurred when a resident was taken from his house by force by an acquaintance. The third home invasion is reported in the previous section reporting murders and occurred when an individual conspired with another person to rob a resident in his home and one of the suspects was killed by the homeowner.

c. Assaults

| | 2016 | 2015 | 2014 | 2013 | 2012 |
|---------------------|------|------|------|------|------|
| Aggravated Assaults | 1 | 3 | 2 | 5 | 3 |
| Simple Assaults | 92 | 76 | 62 | 70 | 89 |

One (1) instance of Aggravated Domestic Assault was reported in 2016. Ninety-two (92) additional simple assaults were reported compared to 76 in 2015 (an increase of 21%); of which 56 were domestic violence related compared to 50 in

2015. Nineteen (19) additional reports were taken for threats of assault, but no physical assault actually took place.

5. Property Crime

Property crimes include offenses of burglary, larceny, and motor vehicle theft. In Mississippi, burglary offenses are classified in three different ways: 1) Residential Burglary; 2) Auto Burglary; and, 3) Burglary Other. Burglary Other includes all structures other than an occupied residence (meaning that the residence is owned and lived in and not necessarily that it is physically occupied by a person at the time of the burglary). This includes commercial locations such as businesses and also structures on personal property that are not attached to a residence, such as a storage-shed.

The objective of these offenses is to take money or property without force or threat of force against the victim(s).

a. Burglary

| | 2016 | 2015 | 2014 | 2013 | 2012 |
|-------------|------|------|------|------|------|
| Residential | 37 | 32 | 27 | 29 | 31 |
| Other | 21 | 15 | 11 | 12 | 12 |
| Auto | 44 | 47 | 44 | 84 | 41 |

Burglary is the breaking and entering of a structure or vehicle with the intent to steal or commit another crime once inside. The Byram Police Department reported 102 total burglaries throughout the city during the 2016; up from 94 (+9%) in 2015 calendar year. These include thirty-seven (37) residential burglaries, forty-four (44) vehicle burglaries, and twenty-one (21) burglaries of other structures. Five (5) individuals were arrested in connection with burglaries in the City of Byram.

b. Larceny – Thefts

| | 2016 | 2015 | 2014 | 2013 | 2012 |
|---------------|------|------|------|------|------|
| Petit Larceny | 86 | 53 | 66 | 44 | 79 |
| Grand Larceny | 13 | 18 | 22 | 27 | 40 |
| Shoplifting | 68 | 29 | 26 | 23 | 29 |

Mississippi Statute classifies larcenies by the value of the items taken. Petit Larceny (Misdemeanor) occurs when the value of items stolen is equal to or less than \$1,000. Grand Larceny (Felony) occurs when the value of items stolen is greater than \$1,000.

The Byram Police Department reported thirteen (13) grand larceny incidents in 2016; down from eighteen (18) in 2015 (-22%). Eighty-five (85) petit larceny reports were taken in 2016 compared to fifty-three (53) in 2015 (+60%).

Shoplifting is, generally speaking, larceny of goods for retail sale. There are additional elements to shoplifting as compared to general petit or grand larceny. In

2016, Sixty-eight (68) incidents of shoplifting were reported. Of these, forty-nine (49) were reported at the new Walmart store that opened in January, 2016. *It is noteworthy here to mention that research conducted prior to Walmart's opening indicated a potential for approximately 35 shoplifting cases expected monthly.*

c. Auto Thefts

| 2016 | 2015 | 2014 | 2013 | 2012 |
|------|------|------|------|------|
| 12 | 10 | 14 | 17 | 18 |

Twelve (12) vehicles were reported stolen in the City of Byram in 2016, compared to 10 in 2015. Nine (9) of the reported stolen vehicles were recovered and three arrests were made in connection with stolen vehicles. Two additional reports were taken, but later deemed unfounded.

6. Calls for Service

Byram Police Officers responded to 7,920 (*up 30% from 2015*) calls for service in 2016. Officers responded to more burglar alarms than any other type of call at 1,488 or 19% of calls. Traffic related calls accounted for 1,300 or 16% of calls. Officers initiated an additional 215 calls/contacts in the community and 7,689 traffic stops.

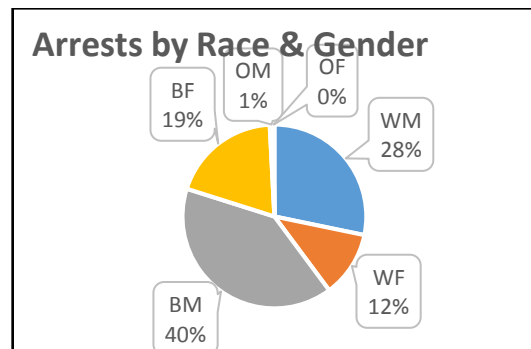
Average response time for a call classified as “Priority 1”, meaning that the crime is in progress and the likelihood of catching the perpetrator is high, was 00:01:17. Typical calls for service of a lower priority have an average response time of two to five minutes.

7. Arrests

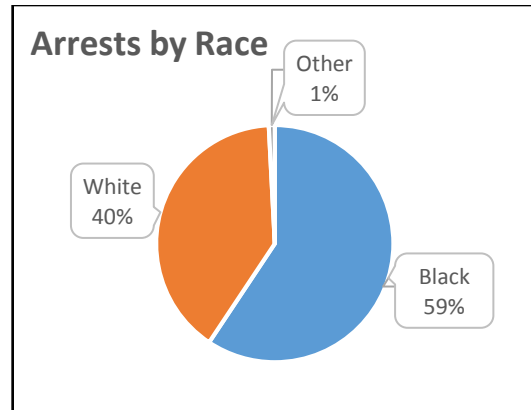
The Byram Police Department made 498 arrests in 2016 including 102 traffic related arrests. One hundred eleven (111) arrests were made of individuals that were wanted by other agencies or for outstanding warrants in the City of Byram.

Examining this data along with the service population previously mentioned the reader may be interested to note that 313 of the 498 arrests (63%) were of individuals that do not live in the City of Byram. One hundred fifty individuals arrested (30% of total arrests) were noted as being residents in the City of Jackson.

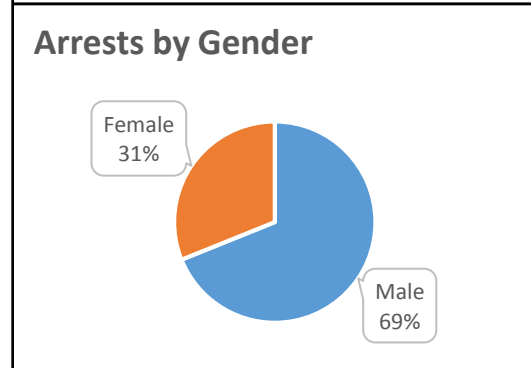
| Arrests by Race & Gender | | |
|--------------------------|-----|-----|
| WM | 139 | 27% |
| WF | 57 | 12% |
| BM | 197 | 40% |
| BF | 95 | 19% |
| OM | 3 | <1% |
| OF | 1 | <1% |



| Arrests by Race | | |
|-----------------|-----|-----|
| Black | 292 | 59% |
| White | 196 | 40% |
| Other | 4 | 1% |



| Arrests by Gender | | |
|-------------------|-----|-----|
| Male | 339 | 68% |
| Female | 153 | 31% |

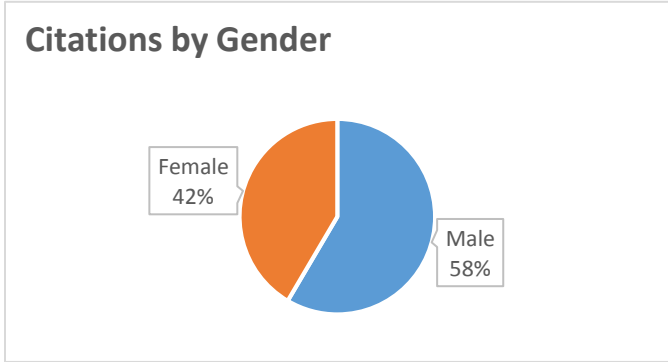


8. Traffic

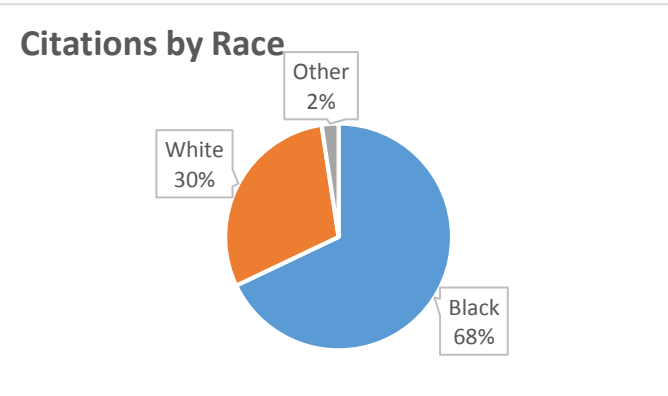
- a. Enforcement (Citations) ~ The Byram Police Department issued a total of 5,238 written citations in 2016, as compared to 4,110 in 2014. Twelve (12) arrests were made for driving under the influence (DUI); down from Thirty-two (32) in 2014.

| | |
|----------------------------|--------------|
| Total Citations Issued | 6,386 |
| Written Warnings | 1,147 |
| Enforcement Actions | 5,239 |
| --Speeding | 1,555 |
| --No Proof of Insurance | 1,178 |
| --No License or Suspended | 643 |

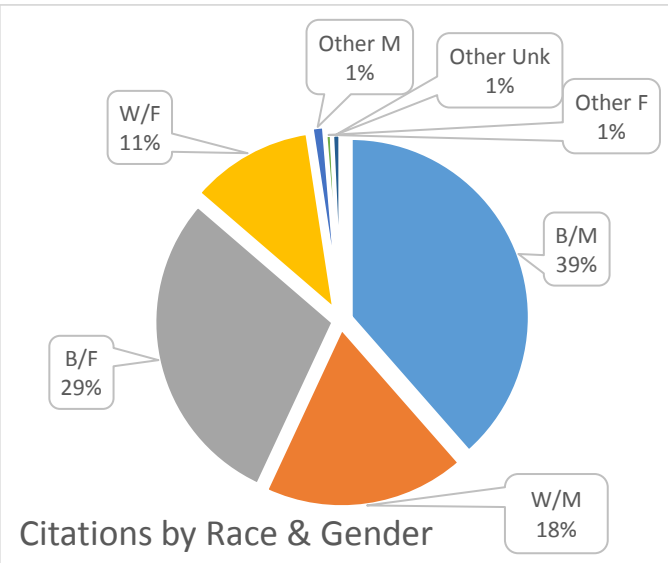
| Citations by Gender | |
|---------------------|------|
| Male | 3041 |
| Female | 2159 |
| Other Unk | 39 |



| Citations by Race | |
|-------------------|------|
| White | 1554 |
| Black | 3559 |
| Other | 126 |

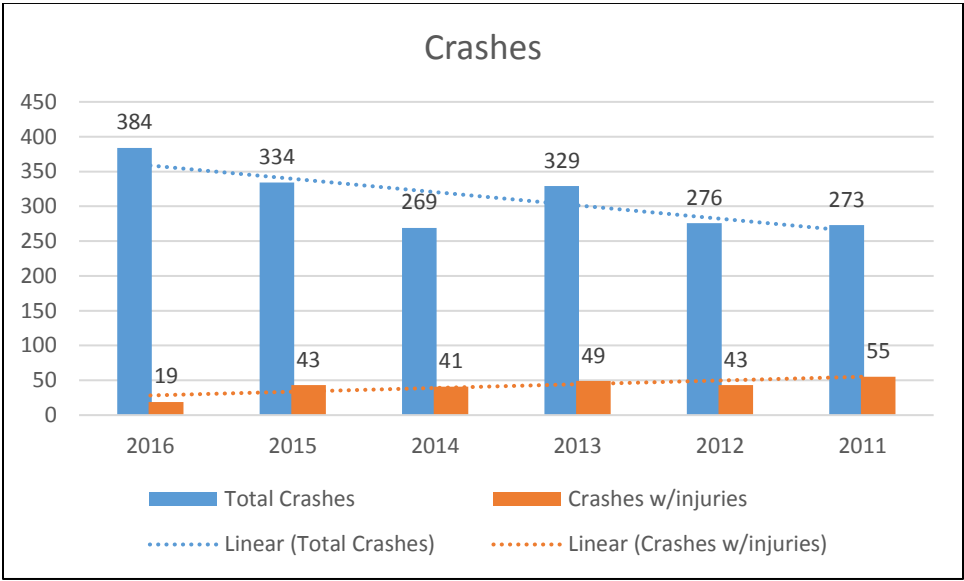


| Citations by Race & Gender | |
|----------------------------|------|
| White Male | 964 |
| Black Male | 2019 |
| White Female | 590 |
| Black Female | 1539 |
| Other Male | 58 |
| Other Female | 30 |
| Other Unk | 39 |



- b. Traffic Crashes ~ The Byram Police Department recorded 511 crash reports (31% of total reports taken) in 2016. Of those, 384 were Mississippi Uniform Crash Reports, indicating that they occurred on the roadways and included property

damage greater than \$500.00 and/or personal injury. Nineteen (19) (5%) of the reported roadway crashes included injuries, meaning simply that someone involved was transported to a hospital. Siwell Road accounted for 251 (65% of roadway crashes) crashes in 2016. Two crashes reported fatalities.



| Year | 2016 | 2015 | 2014 | 2013 | 2012 | 2011 |
|--------------------|------|------|------|------|------|------|
| Crashes | 384 | 334 | 269 | 329 | 276 | 273 |
| Crashes w/Injuries | 19 | 43 | 41 | 49 | 43 | 55 |
| Crashes w/Fatality | 2 | 3 | 1 | 1 | 1 | 2 |

9. Animal Control

The Byram Police Animal Control Unit responded to 493 calls for service of which resulted in 7 incidents of animal control ordinance violations being reported. Most of these reports were complaint driven quality of life issues for our citizens.

ADDENDUMS

As part of the police department's accreditation program, compliance with specific standards requires annual analysis of certain areas that potentially create exposure to higher liability for the police department, its employees, and the city as a whole. The following addendums document the requirements of those specific standards.

ADDENDUM A – VEHICLE PURSUITS

The Byram Police Department participated in sixteen (16) vehicle pursuits in 2016. Six (6) pursuits were initiated by outside agencies and entered the City of Byram. Ten (10) of the 16 pursuits were terminated prior to any conclusion and/or arrest. Four pursuits were initiated for felony criminal suspects (3 for auto theft and 1 for armed robbery). Six (6) pursuits resulted in arrests. Injuries during pursuits were reported in three different incidents. Two suspects were injured when they crashed their vehicles and one officer suffered minor injuries while arresting a suspect at the conclusion of a pursuit. Four (4) of the pursuits were identified as “policy non-compliant” and performance issues were addressed as they were identified. The median length of all pursuits in the city was four (4) minutes. Suspects in these pursuits included:

| | |
|---------------|---|
| White Males | 3 |
| White Females | 0 |
| Black Males | 8 |
| Black Females | 3 |
| Unknown | 3 |

Pursuit training was conducted in December, 2016 and included reviews of relevant policies and scenarios that allowed officers to actively pursue vehicles in a controlled environment. Officers were evaluated on their performance expectations as defined in departmental policies.

MSLEAC 5.7

| | |
|----------------------|------|
| Pursuits | 2016 |
| Total Pursuits | 16 |
| Terminated by Agency | 10 |
| Policy Compliant | 12 |
| Policy Non-Compliant | 4 |
| Accidents | 3 |
| Injuries: Officer | 1 |
| --- Suspects | 2 |
| --- Third Party | 0 |
| Reasons Initiated: | |
| --- Traffic Offense | 4 |
| --- Felony | 4 |
| --- Misdemeanor | 5 |

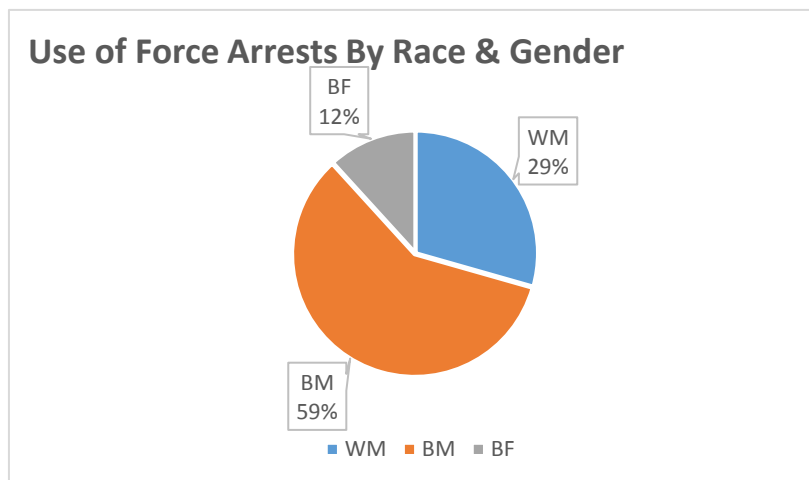
ADDENDUM B – USE OF FORCE

In 2016, Byram Police Officers reported twenty-six (26) incidents in which police use of force was necessary to accomplish legally justifiable goals. For reporting purposes, threatened uses of force via firearms and/or electronic control devices are reported. Officers are individually responsible to complete a use of force report causing the generation of multiple reports for any given incident or while responding to the resistance of any given suspect. In five incidents, officers responded to resistance by a person suffering from mental challenges or other medical issues that required they be transported for medical aid. All other incidents of use of force resulted in the arrest of a criminal suspect. Five additional reports were completed when officers were called upon to destroy animals that were vicious or severely injured by the use of a firearm. Three complaints were filed against six officers regarding their use of force incidents. Three officers subject of one complaint were exonerated of any wrong doing. One officer subject to another complaint was disciplined. The other complaint against two officers was unfounded.

MSLEAC 1.23

| 2016 Use of Force Reports | |
|-------------------------------------|-----|
| Firearm | 0 |
| Firearm – Display Only | 5 |
| Electronic Control Device (Taser) | 5 |
| Electronic Control Device - Display | 1 |
| Baton | 0 |
| Chemical Agents (OC Spray) | 2 |
| Weaponless | 9 |
| Total Use of Force | 26 |
| Total Use of Force Arrests | 17 |
| Complaints Regarding Use of Force | 3 |
| Total Agency Custodial Arrests | 498 |

Demographic Breakdown of Use of Force Reports



A collective review of Use of Force incidents indicates that in all but one incident, policies and procedures were properly followed. One force related complaint was submitted by a supervisor who discovered an issue while reviewing recordings from an officer's body-worn camera. The investigation revealed that during a traffic stop, the officer allowed a belligerent driver to escalate the incident and he failed to deescalate the situation resulting in an appropriate use of force. The officer was disciplined in accordance with established policies.

ADDENDUM C – COMPLAINTS

In 2016, the Byram Police Department received twenty-eight (28) complaints of varying nature regarding the conduct and performance of employees. Twenty-one (21) complaints were received from external sources and eight (7) complaints were initiated by supervisors against subordinate employees.

No complaints were received alleging bias-based enforcement (racial profiling).

Three complaints were received alleging excessive force against persons during their contacts with police. One subject filed a complaint against three officers alleging excessive force when he had to be physically restrained after fighting with firefighters and emergency medical personnel during a medical episode. A complaint was filed against two officers by a person arrested during a traffic stop. After review of body-worn camera footage it was discovered the person was simply lying in an effort to have the charges dismissed in court. That complaint was unfounded. Another complaint was filed against an officer by a supervisor of the police department when reviewing body-worn camera recordings found that an officer allowed an incident to escalate and then did not appropriately handle the incident. That officer was disciplined.

MSLEAC 2.7

| Complaints & Internal Affairs Investigations | |
|---|----|
| External | |
| Citizen Complaint | 21 |
| Sustained | 1 |
| Not Sustained | 5 |
| Unfounded | 4 |
| Exonerated | 11 |
| Internal | |
| Directed Complaint | 7 |
| Sustained | 7 |
| Not Sustained | 0 |
| Unfounded | 0 |
| Exonerated | 0 |

MSLEAC 1.25

| Biased Based Profiling | |
|-------------------------------|---|
| Traffic Contacts | 0 |
| Field Contacts | 0 |
| Asset Forfeiture | 0 |


ADDENDUM D – HIRING & EQUAL OPPORTUNITY EMPLOYEMENT

In 2016, the Byram Police Department received seventy (73) employment applications from individuals seeking employment. Fifty (53) of those applications were seeking positions as sworn police officers. The Byram Police Department hired ten (10) applicants in 2016 including seven (7) police officers and two (2) public safety dispatchers and one (1) animal control officer. Thirteen (13) employees resigned for various reasons throughout the year.

| Sworn Officer Selection Activity | | | | |
|---|-----------------------|------------------|---------------|---------------------------------|
| Race/Gender | Applications Received | Applicants Hired | Percent Hired | Percent of Workforce Population |
| White Male | 20 | 2 | 10% | 27% |
| Black Male | 26 | 3 | 12% | 22% |
| White Female | 3 | 2 | 67% | 23% |
| Black Female | 3 | 0 | 0 | 26% |
| Hispanic Male | 1 | 0 | 0 | 0% |
| Hispanic Female | 0 | 0 | 0 | 0% |
| Other | 0 | 0 | 0 | 2% |

Recruitment efforts were minimal and included posting open positions on various job websites; listing open positions on the departmental websites and social media pages; and, mailers sent to colleges and universities throughout the state seeking applications from graduating students. Chief Thompson also visited several college classes throughout the year to speak on various contemporary topics in law enforcement and used such visits to identify and recruit graduating students.

ADDENDUM E – DEMOGRAPHIC DATA AS PROVIDED BY THE CENTRAL MISSISSIPPI PLANNING AND DEVELOPMENT DISTRICT

|  Community Profile | | | |
|--|---------|---|----------|
| Walmart Lat.: 32.185 Long.: -90.265 Rings: 5, 7, 10 mile radii | | Prepared by CMPDD Latitude: 32.18547 Longitude: -90.26476 | |
| | 5 miles | 7 miles | 10 miles |
| 2010 Population by Race/Ethnicity | | | |
| Total | 30,839 | 75,152 | 140,383 |
| White Alone | 37.8% | 32.7% | 32.3% |
| Black Alone | 60.1% | 65.0% | 65.1% |
| American Indian Alone | 0.2% | 0.2% | 0.2% |
| Asian Alone | 0.5% | 0.4% | 0.5% |
| Pacific Islander Alone | 0.0% | 0.0% | 0.0% |
| Some Other Race Alone | 0.5% | 0.8% | 0.9% |
| Two or More Races | 0.9% | 0.9% | 1.0% |
| Hispanic Origin | 1.2% | 1.5% | 1.7% |
| Diversity Index | 50.7 | 48.7 | 48.9 |
| 2016 Population by Race/Ethnicity | | | |
| Total | 31,151 | 75,119 | 140,344 |
| White Alone | 34.0% | 30.1% | 30.3% |
| Black Alone | 63.6% | 67.3% | 66.9% |
| American Indian Alone | 0.2% | 0.2% | 0.2% |
| Asian Alone | 0.6% | 0.4% | 0.6% |
| Pacific Islander Alone | 0.0% | 0.0% | 0.0% |
| Some Other Race Alone | 0.6% | 0.8% | 0.9% |
| Two or More Races | 1.1% | 1.1% | 1.2% |
| Hispanic Origin | 1.3% | 1.6% | 1.8% |
| Diversity Index | 49.3 | 47.4 | 48.0 |
| 2021 Population by Race/Ethnicity | | | |
| Total | 31,180 | 74,887 | 140,156 |
| White Alone | 30.7% | 28.0% | 28.7% |
| Black Alone | 66.6% | 69.2% | 68.3% |
| American Indian Alone | 0.2% | 0.2% | 0.2% |
| Asian Alone | 0.7% | 0.5% | 0.6% |
| Pacific Islander Alone | 0.0% | 0.0% | 0.0% |
| Some Other Race Alone | 0.6% | 0.9% | 0.9% |
| Two or More Races | 1.3% | 1.3% | 1.3% |
| Hispanic Origin | 1.4% | 1.7% | 1.9% |
| Diversity Index | 47.7 | 46.1 | 47.2 |
| 2010 Population by Relationship and Household Type | | | |
| Total | 30,839 | 75,152 | 140,383 |
| In Households | 99.9% | 99.7% | 96.9% |
| In Family Households | 88.4% | 88.5% | 83.5% |
| Householder | 27.3% | 26.2% | 24.9% |
| Spouse | 17.2% | 14.7% | 13.3% |
| Child | 37.3% | 39.8% | 37.5% |
| Other relative | 4.2% | 4.9% | 4.9% |
| Nonrelative | 2.5% | 3.0% | 3.0% |
| In Nonfamily Households | 11.5% | 11.1% | 13.3% |
| In Group Quarters | 0.1% | 0.3% | 3.1% |
| Institutionalized Population | 0.0% | 0.3% | 1.2% |
| Noninstitutionalized Population | 0.1% | 0.1% | 1.9% |

Data Note: Persons of Hispanic Origin may be of any race. The Diversity Index measures the probability that two people from the same area will be from different race/ethnic groups.
Source: U.S. Census Bureau, Census 2010 Summary File 1. Esri forecasts for 2016 and 2021 Esri converted Census 2000 data into 2010 geography.

January 25, 2017

ⁱ <http://www.census.gov/search-results.html?q=Byram+city%2C+MS&page=1&stateGeo=none&searchtype=web&cssp=Typeahead> (retrieved 1/6/17)

ⁱⁱ <https://ucr.fbi.gov/crime-in-the-u.s/2015/crime-in-the-u.s.-2015/police-employee-data/police-employee-data> (retrieved 1/6/17)