



BYRAM POLICE DEPARTMENT

CHIEF R. LUKE THOMPSON

P.O. BOX 720222 ~ BYRAM, MS 39272

~ Accredited by the Mississippi Law Enforcement Accreditation Commission 2012 ~

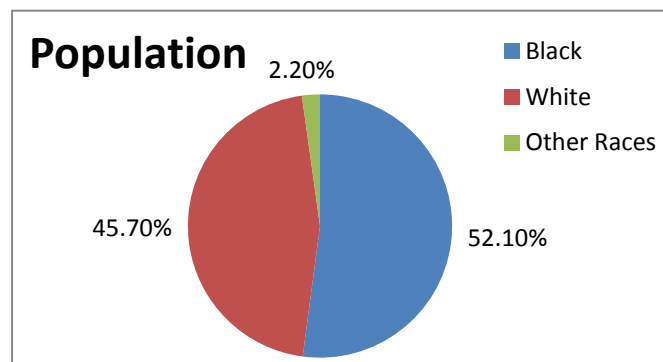


Byram Police Department Annual Report ~ 2013 ~

1. Executive Summary

The MISSION of the Byram Police Department is to work in partnership with our community to enforce laws to preserve the peace, reduce fear, and provide for a safe environment; and do so with integrity, dedication and honor, conducting ourselves with the highest ethical standards to maintain public confidence.

The Census Bureau reports a 2012 estimated population for the City of Byram of 11,721 people (a slight increase over the 2011 estimate of 11,628)¹. Prior to October 1, 2013, the Byram Police Department was authorized to employ 26 sworn officers (2.22 officers per 1,000). The most recent data provided by the Federal Bureau of Investigation, indicates an average of 2.9 officers per 1,000 among agencies that report crime information throughout the United States.² In September, 2013, the City of Byram and the Hinds County School District entered into a Memorandum of Understanding to add three additional police officer positions to serve as School Resource Officers in the three Hinds County School located within the corporate limits of the city. These additional positions are funded by the school district and will answer to the police department once the program is fully implemented in 2014. The police department is authorized an additional civilian support staff of twelve (12) paid personnel and four (4) volunteer personnel. Throughout this report, enforcement activities will be illustrated as they reflect our community. This serves as an indicator within the agency, as required by the accreditation commission, to identify the potential for bias-based enforcement. Enforcement activities that reflect the makeup of the community reassure the community that Byram Police Officers serve the whole community fairly and without prejudice.



¹ Census.gov – retrieved 1/2/14 from <http://quickfacts.census.gov/qfd/states/28/2810140.html>

² Federal Bureau of Investigation – retrieved 1/14/14 from http://www.fbi.gov/about-us/cjis/ucr/crime-in-the-u.s/2012/crime-in-the-u.s.-2012/tables/71tabledatadecoverviewpdfs/table_71_fulltime_law_enforcement_officers_by_region_geographic_division_by_number_and_rate_per_100000_2012.xls

On March 23, 2013, the Byram Police Department was officially recognized by the national level Commission for the Accreditation of Law Enforcement Agencies (CALEA) for the department's accreditation program that includes the state law enforcement accreditation awarded in November, 2012.

On June 14, 2013, Chief Luke Thompson graduated from the 253rd Session of the Federal Bureau of Investigation's National Academy (NA) in Quantico, Virginia. This ten-week executive level command college, accredited by the University of Virginia, provides leadership training to law enforcement executives from all over the world. Chief Thompson was selected by the FBI Jackson Field Office to represent the City of Byram at this invitation only program. The NA Program was established in 1938 by J. Edgar Hoover to create partnerships and train local law enforcement executives. Mississippi is authorized only two (2) students per NA Session.

Byram Police Officers responded to 6,570 calls for service during 2013. Of these calls, officers documented 1,475 incident reports. Incidents of all types are reported including criminal complaints, vehicle crashes, and other miscellaneous reports. Vehicle crashes continue to account for the greatest number of incident reports taken in 2013. There were 443 total crash reports (30%) taken in 2013, including 329 Mississippi Uniform Crash Reports and 114 private property crash reports.

2. Crime Report Introduction

a. Data Source

On a national level, statistical information about crime is collected and reported in two ways. The first way is through the **Uniform Crime Report (UCR)**. The UCR program is a nationwide, cooperative statistical effort of more than 17,000 municipal, university, county, state, tribal, and federal law enforcement agencies. This voluntary reporting program collects data on crimes brought to the attention of law enforcement. Since 1930, the FBI has administered the UCR program and continues to assess and monitor the nature and type of crime in the nation. The program's primary objective is to generate reliable information for use in law enforcement administration, operation, and management; however, its data has over the years become one of the country's leading social indicators. Criminologists, sociologists, legislators, municipal planners, the media, and other students of criminal justice use the data for varied research and planning purposes.

In March, 2012 the Byram Police Department became the second law enforcement agency in the State of Mississippi certified by the FBI to report crime statistics using the **National Incident Based Reporting System (NIBRS)**. This allows for a more timely reporting method that is software driven and reported directly to the FBI. The crime numbers represented in this report have been sent monthly to the FBI. These numbers represent all of 2013 and, as

investigations develop new information, are subject to change. More information on NIBRS reporting can be found on the FBI's website at <http://www2.fbi.gov/ucr/faqs.htm>.

While we recognize that many crimes go unreported to law enforcement authorities, on a local level, we do not have the resources to collect that data. As a result, the information in this report is solely on crimes that were reported to the Byram Police Department and the NIBRS program.

b. NIBRS Group A Crimes

This report reflects NIBRS Group A Crimes that are defined by the FBI as:

- Arson
- Assault offenses
- Bribery
- Burglary/breaking and entering
- Counterfeiting/forgery
- Destruction/damage/vandalism of property
- Drug/narcotic offenses
- Embezzlement
- Extortion/blackmail
- Fraud offenses
- Gambling offenses
- Homicide offenses
- Kidnapping/abduction
- Larceny/theft offenses (*Shoplifting, Theft from Building, Theft from Coin-Operated Machine or Device, Theft from Motor Vehicle, All Other Larceny*)
- Motor vehicle theft
- Pornography/obscene material
- Prostitution offenses
- Robbery
- Sex offenses (forcible and non forcible)
- Stolen property offenses (*Receiving, etc.*)
- Weapon law violations.

c. Factors Affecting Crime

It is generally assumed the reader of this report understands that many factors affect crime in the community. Factors include familial, social, and economic conditions that not only influence criminal behavior, but also crime reporting practices of the citizenry. With regard to the effective strength of law enforcement, the reader should consider that an agency that significantly increases its enforcement efforts might see an increase in reported crime instead of a decrease.

As a result of numerous factors that affect reported crime, this report is limited to presenting only the numbers of specific crimes reported. We will not try to draw a correlation between the volume of crimes reported and any other social factor. Furthermore, the reader should use great caution against comparing crime trends presented in this report and those of other jurisdictions. Finally, the differences in methodology for gathering data make it unwise to compare the Uniform Crime Report to the National Crime Victimization Survey.

d. Intended Use

The purpose of this report is to present a larger picture of crime as it is reported within the corporate limits of the City of Byram.

3. Violent Crime

Violent Crimes are defined by the Federal Bureau of Investigation as Murder, Forcible Rape, Robbery, and Aggravated Assault. In the City of Byram, one (1) murder, five (5) robberies, and five (5) aggravated assaults were reported in 2013.

a. Murder

2013	2012
1	0

In the early morning hours of April 14, 2013, two roommates were involved in a physical altercation. One of the roommates allegedly killed the other as a result of the dispute. The suspect is currently jailed under indictment and is awaiting trial in Hinds County. This was the first recorded homicide in the City of Byram since inception of the police department in 2011.

b. Robbery

2013	2012
5	4

Five (5) robberies were reported in 2013. Three (3) individuals were robbed of personal belongings; one while walking in a neighborhood, one in a grocery store parking lot, another in a hotel parking lot. Only during one of these was a weapon displayed. In one instance, an arrest warrant has been issued, but no arrest has been made.

One bank robbery was reported. Three individuals were arrested with minutes of the robbery that took place when one suspect passed a note to a bank teller demanding money.

Also reported was the robbery of a convenience store at about its closing time. A single suspect displayed a firearm and stole money from the register.

c. Assaults

	2013	2012
Aggravated Assaults	5	3
Simple Assaults	70	89

Five (5) instances of Aggravated Assault were reported in 2013; three (3) of which were domestic violence related. Seventy (70) additional simple assaults were reported compared to 89 in 2012 (a reduction of 21%); of which 51 were domestic violence related compared to 39 in 2012. Twenty-eight (28) additional reports were taken for threats of assault, but no physical assault actually took place.

4. Property Crime

Property crimes include offenses of burglary, larceny, and motor vehicle theft. In Mississippi, burglary offenses are classified three different ways: 1) Residential Burglary; 2) Auto Burglary; and, 3) Burglary Other. Burglary Other includes all structures other than an occupied residence (meaning that the residence is owned and lived in and not necessarily that it is physically occupied by a person at the time of the burglary). This includes commercial locations such as businesses and also structures on personal property that are not attached to a residence, such as a storage-shed.

The object of these offenses is simply the taking of money or property without force or threat of force against the victim(s).

a. Burglary

	2013	2012
Residential	29	31
Other	12	12
Auto	84	41

Burglary is the breaking and entering of a structure or vehicle with the intent to steal or commit another crime once inside. The Byram Police Department reported one hundred and twenty-five (125) total burglaries throughout the city during the 2013 calendar year. These include twenty-nine (29) residential burglaries, eighty-four (84) vehicle burglaries, and thirteen (13) burglaries of other structures. Eight (8) individuals were arrested in connection with burglaries in the City of Byram.

- i. Residential ~ Twenty-nine (29) residential burglaries were reported to the Byram Police Department; down from thirty-one (31) the previous year.

- ii. Vehicle ~ Eighty-four (84) vehicle burglaries were reported; compared to forty-one (41) the previous year. During 2013, five separate rashes of auto burglaries occurred in small geographic areas that account for forty-eight of the auto burglaries reported. Arrests were made in a number of cases related to the auto burglaries, although no one was ever actually charged with auto burglary. With these arrests, the incidences of auto burglary dramatically lowered to levels below the reports for the same time period the year before.
- iii. Other ~ Twelve (12) other burglaries were reported and included:
 - 1. Three (3) houses either vacant or under construction
 - 2. One (1) travel trailer
 - 3. Two (2) storage shed/shop structures
 - 4. Six (6) business burglaries; includes one attempted business burglary

a. Larceny – Thefts

	2013	2012
Petit Larceny (Value \$0-\$499)	44	79
Grand Larceny (Value >\$499)	27	40
Shoplifting	23	29

Mississippi Statute classifies larcenies by the value of the items taken. Petit larceny is the theft an item with the value of less than \$500; whereas grand larceny is the theft of an item with a value of greater than \$500. The Byram Police Department reported twenty-seven (27) grand larceny incidents in 2013; down from forty (40) in 2012 (-32%). Forty-four (44) petit larceny reports were taken in 2013 compared to seventy-nine (79) in 2012 (-44%). Eleven (11) additional larceny reports were completed that were later deemed unfounded.

Shoplifting is, generally speaking, larceny of goods for retail sale. There are additional elements to shoplifting as compared to general petit or grand larceny. In 2013, twenty-three (23) incidents of shoplifting were reported as compared to twenty-nine (29) incidents in 2012 (-20%).

b. Auto Thefts

2013	2012
17	18

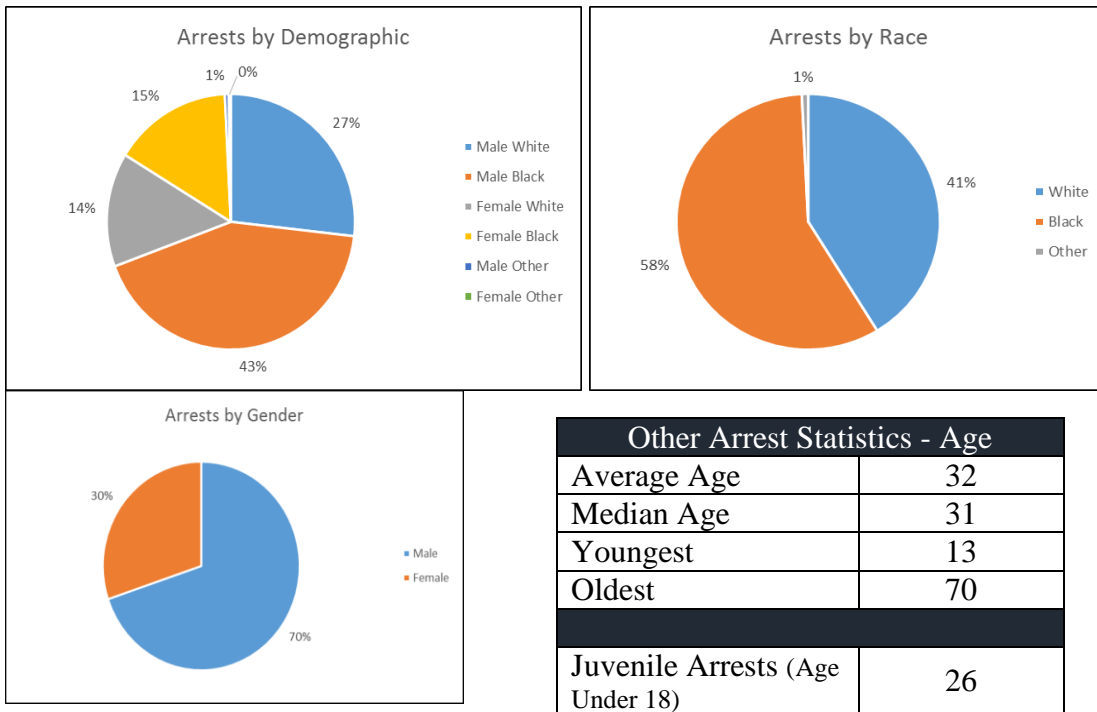
Seventeen (17) vehicles were reported stolen in the City of Byram in 2013, compared to 18 in 2012. Seven of the reports indicated that keys were left in the vehicles that were stolen. Ten (10) of the reported stolen vehicles were recovered as compared to six (6) in 2012. Three additional reports were taken but later deemed to be unfounded.

5. Calls for Service (*comparisons to 2012 displayed in parenthesis*)

Byram Police Officers responded to 5,794 (-11%) calls for service in 2013, 865, or 14%, (-43%) of which were burglar alarms and 744 (+36%) traffic related calls. Officers initiated an additional 2,551 (+18%) calls/contacts in the community and 6,615 (+14%) traffic stops. The average response time to all calls in 2013 was five minutes and forty-two seconds (00:05:42). Average response time to calls defined as “High Priority” which includes in-progress calls where there is a high probability of capturing a criminal suspect was four minutes and fifty-four seconds (00:04:54).

6. Arrests

The Byram Police Department made 322 arrests in 2013 for 608 arrestable offenses that occurred in the city limits of the City of Byram, including 145 traffic related arrests. Sixty-six (66) additional arrests were made of individuals that were wanted by other agencies or for outstanding warrants in the City of Byram in which arrests had already previously occurred. Twelve individuals were identified as being arrested multiple times



7. Traffic

- a. Enforcement (Citations) ~ The Byram Police Department issued a total of 5,386 written citations in 2013, as compared to 4,464 (+20%). Forty-one arrests were completed for driving under the influence (DUI); down from 46 in 2012.

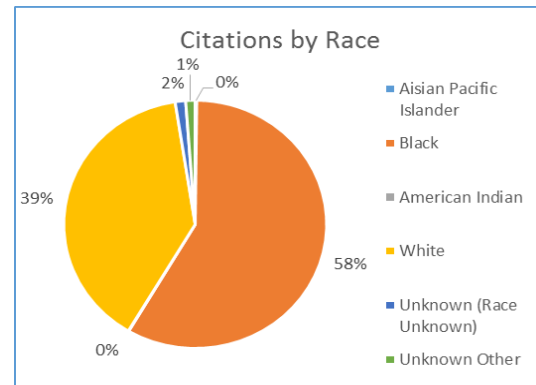
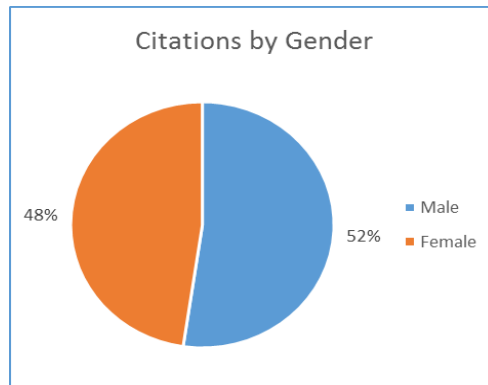
Total Citations Issued	5,392
Written Warnings	1,199
Enforcement Actions	4,193
<i>Speeding</i>	<i>2,418</i>

Speeding violations related to speed limits	
Average over	14 mph
Lowest issued*	5 mph
Highest over issued	46 mph

*131 (5%) Speeding citations were issued for less than 10 mph over the posted speed limit

Citations issued by demographic breakdown are as follows:

Race/Ethnicity	Male	Female	% of Total
A - Asian/Pacific Islander	5	5	0.19 %
B - Black	1,579	1,563	58.27 %
I - American Indian	1	2	0.06 %
W - White	1,192	913	39.04 %
Unknown (<i>Race Known</i>)*	45	24	1.28 %
Unknown Other (<i>No Gender/Race Known</i>)		63	1.17 %
Total Citations		5,392	



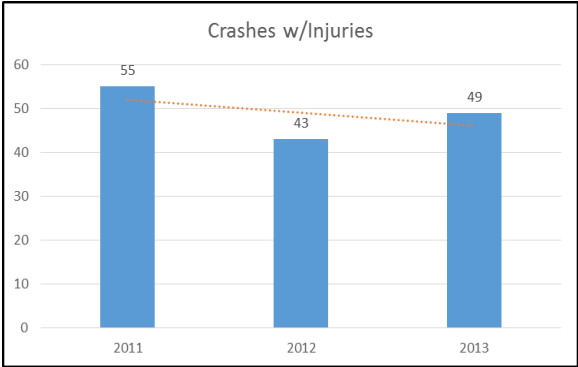
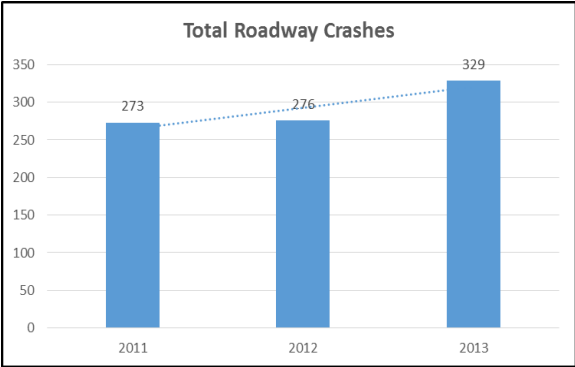
*Items notated as unknown refer to citations that were changed to warnings and didn't record all demographic information.

b. Crashes

- c. Traffic Crashes ~ The Byram Police Department recorded 443 crash reports (30% of total reports taken) in 2013. Of those, 329 were Mississippi Uniform Crash Reports, indicating that they occurred on the roadways and included property damage greater than \$500.00 and/or personal injury. Forty-nine (49) (14%) of the reported roadway crashes included injuries.

Rear-end crashes accounted for 38% (up from 31% in 2012) of total crashes in 2013. Left-turn-cross-traffic crashes accounted for 10% (up from 7% in 2012) of crashes in 2013.

Year	2011	2012	2013
Crashes	273	276	329
Crashes w/Injuries	55	43	49
Rear End Crashes	115	103	128
Left-Turn Crashes	20	22	34



Siwell Road accounted for 193 (58%) crashes in 2013, including 61 crashes that occurred at the intersection of Siwell and Terry Roads. In late 2013, the Central Mississippi Planning and Development District conducted traffic counts in specific locations of the city at the request of the police department as part of a study to determine the cause of crashes. The study found that traffic counts have remained steady over the past three years, indicating traffic volume is not necessarily a factor in the increase of crashes in the city. Speed has not been a specific determinate factor in the majority of crashes. Nearly 40% of crashes are rear-end crashes indicating that the causes of such crashes include drivers following too closely and driver inattention. The Byram Police Department is researching ways to combat these factors and includes the reduction of traffic crashes in the strategic plan for 2014.

8. Animal Control

The Byram Police Animal Control Unit responded to 616 calls for service of which resulted in 106 incidents of animal control ordinance violations being reported. Most of these reports were complaint driven quality of life issues for our citizens.

9. Strategic Plan Overview

In October, 2013 the Byram Police Department developed a Strategic Plan for FY 2014 once the fiscal year’s budget was effective. Strategic goals, along with specific action steps to achieve said goals, have been developed with the intention of directing efforts of various functions of the police department.

a. Partners with Police

“Partners with Police” is the umbrella program to carry out the department’s Community Oriented Policing efforts that includes neighborhood watch. Historically, Neighborhood Watch programs have been started with local law enforcement help, but are facilitated by the members of neighborhoods with little law enforcement support once a program is started. The Partners with Police program is designed to support individual neighborhoods by providing tools that allow neighbors to keep each other safe and also better the services of the police department if a neighbor becomes the victim of a crime. Elements of the new program include:

- Security surveys to assist residents in making their homes safer and more secure;
- Home inventory options that help residents collect specific information that is needed by the police in the event their property is stolen;
- Contact forms for residents to collect basic information from adjacent neighbors so that neighbors can look out for each other and contact each other if something appears suspicious or out of place;
- Alarm registration forms to provide the police department with contact information in the event of an alarm activation at a residence. This allows the police to make direct contact when alarm monitoring companies are unable to.
- Pet registration forms that allow Animal Control officers to locate and contact pet owners when their pets get away from fenced yards and get them home.

The goal is to establish smaller neighborhood watch programs in at least 20% of our neighborhoods and then facilitate future growth.

b. Crash Reduction

The increase in motor vehicle crashes was identified as an issue early in the year. Traffic counts were conducted in an effort to see if causation may be the result of increased traffic patterns. This was found not to be a factor in the crashes that occur in the city. The number of roadway crashes in our city increased 19% last year and account for 30% of the reported incidents in the city. Crashes with injuries, that have typically decreased annually, nearly doubled in 2013 compared to 2012.

The goal is to reduce roadway crashes by 15% beginning October 1, 2013 through September 30, 2014 as compared to 2012.

c. Chaplain Program

The City of Byram and the police department enjoy a great amount of support from our local clergy. Several pastors in the city have expressed an interest in starting a chaplaincy program since the department's beginning in 2011. The purpose of the police chaplaincy program is to provide support for police officers on both a personal level and in their professional capacity. A lead chaplain has been selected and is currently undergoing training in an effort to further establish the intended program.